




# SNUCONE IMPLANT

Total Catalogue



TRUE CLASSIC SOLUTION *for Dentist*  
Integrated with German technology



# Contents

<b>Company Info</b>		001
<b>Bone level Type</b> (11° Tapered Hex)	AFS Fixture	016
	AF+B/ AF+II Fixture	017
	AF+I Fixture	019
	RFF Fixture	022
	Solo Abutment System	025
	Couple Abutment System	029
	Screw Abutment System	040
	Flat Abutment System	046
	O-Ring Abutment System	050
<b>Tissue level Type</b> (8° Tapered Octa)	EF Fixture	055
	Solid Abutment System	061
	Inocta Abutment System	064
	O-Ring Abutment System	070
<b>Bone level Type</b> (1.5° Locking Tapered)	FF Fixture	075
	RF Fixture	078
	Locking Abutment System	085
	O-Ring Abutment System	101
<b>Onebody Type</b>	HSF Fixture	107
	HOF Fixture	109

**Surgical Kit**

AF/ EF Compact Kit	115
Abiding Kit	116
AF/ EF Snucone Kit	117
AF/ EF Complete Kit	118
FF/ RF Surgical Kit	125
Onebody Surgical Kit	131
Snucone Abiding Boneprofiler Kit	133
SNUC fully Guide Kit	135
Sinus Whole in one Kit	143

**Drilling Sequence**

AF/ EF Drilling Sequence	149
RFF Drilling Sequence	152
RF Drilling Sequence	154
FF Drilling Sequence	159

# About History

- 2020** Relocated for Snucone 2nd plant expansion
- 2019** Renewed KGMP certificates  
Signed a contract of sale with Romania
- 2018** Signed a contract of sale with Vietnam  
Established Snucone 2nd plant  
Released GERMAS (Indonesia) certificates  
Acquired ISO 13485:2016 certificates  
Renewed CE MDD certificates
- 2017** Released Taiwanese registration  
Signed a contract of sale with Indonesia and Taiwan
- 2016** Released CFDA (China) certificates  
Released GOST (Russia) certificates
- 2014** Renewed CE MDD & ISO 13485 certificates  
Develop Root Fix Fixture (RFF)
- 2011** Signed a contract of sale with Italy, Iran, Russia and China
- 2010** Renewed CE MDD & ISO 13485 certificates
- 2009** Obtained authorization of dental implant fixture article 09-502, 09-526, 09-472, 09-97
- 2008** Obtained authorization of dental implant fixture article 08-242, 08-243  
Changed business name as SNUCONE Co., LTD.
- 2007** Joined Daegu&Gyeongbuk Venture Firm Association  
Acquired CE MDD & ISO 13485 certificates  
Developed the Surface treatment technique  
Acquired KGMP certificates
- 2006** Established dental implant system
- 2005** Concluded an agreement of technology transfer with Konus, Germany  
Acquired INNO-BIZ certificates
- 2004** Signed contract agreement of consigned test for dental materials and medical devices with Tested dental materials in Institute of Biomaterials Research in Kyungbuk University
- 2002** Selected as Promising Small and Medium Business
- 2001** Established department of Research and Development (R&D)  
Selected as Venture & Blue-chip company  
Acquired KS A 9002 & ISO 9002 certificates  
Concluded an agreement of educational-industrial cooperation with Yonsei University, Korea,  
Relocated for plant expansion
- 2000** Changed business name as Jin-Heung ACE Co., LTD.
- 1999** Acquired certification for quality control of medical devices manufacturing from KTL
- 1997** Established Jin-Heung dental industrial Inc



CE certification



GMP certification



ISO 13485



GERMAS certification



TAIWAN Registration



CFDA Registration (China)

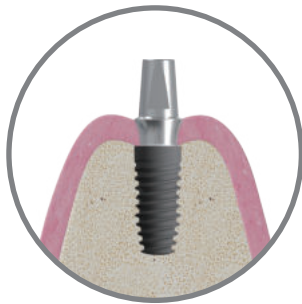


COST Registration (Russia)

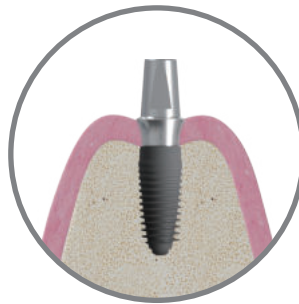
# About Characteristics

## Various choice depending on condition of the bone

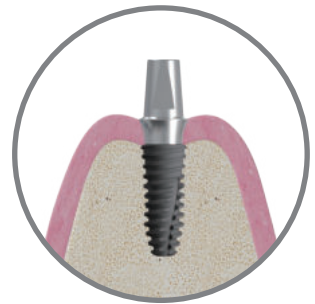
With various types of system, it is possible to choose a proper product that perfectly suits each patient.



AF+B Fixture



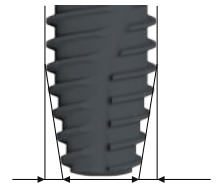
AF+H Fixture



RFF Fixture


## Root Form Design for excellent initial fixation

Compared to straight-formed fixture, root formed fixture provides greater initial fixation



## High compatibility with prosthetics

The prosthetic connection of Snucone implant system is highly compatible with other systems to offer various opportunities to users with no mount system.




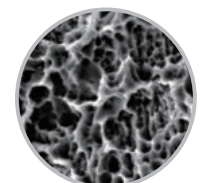
## Cutting edge on the thread

Cutting edge on the thread helps minimize bone resistance to provide safe and easy surgery



## S.L.A surface treatment

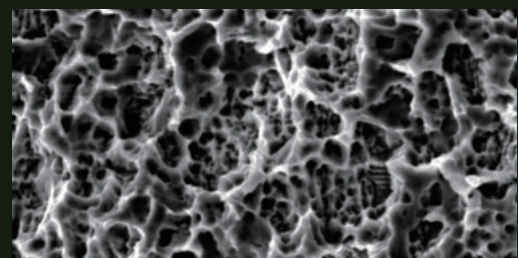
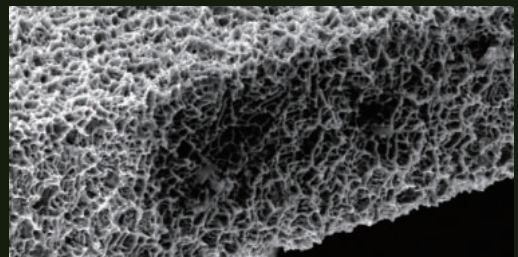
Through technical cooperation with a German partner, Snucone's S.L.A surface treatment offers optimal osseointegration.





## S.L.A Surface

For more than 15 years, Snucone has insisted on authentic S.L.A surface treatment, and the results show great osseointegration that are not inferior to any other global brands with over 30 years of clinical data. From the EDS, it is detected only C, N, O, Ti on the surface of the fixture and it shows the superior technology of surface treatment and cleaning system of the Snucone and even strict quality control standards as well.



# A Retrospective Study of SNUCONE Implants : Clinical and Radiographic Results

## Materials and Methods

For the purpose of this study, SNUCONE implant's AF+ fixtures were used. In particular, these fixtures have the following characteristics: tooth root design, internal prosthetic connection (11° conical connection) SLA surface treatment. SLA surface treatment is one of the most widely used implant treatment methods and is well-known because improves implants' biocompatibility and formation of bone around implants.

A total of 41 implants were placed and none failed over a 5 year observation period, thus allowing to reach a 100% success rate. R. Lazzara et al. reported that a success rate of 93.8% in the upper jaws and 97.0% in the lower jaws in the study of 1,969 3I implants over 5 years.

Jan L. Wennstrom et al. reported that a success rate of 97.7% in the study of 45 Astra implants over 5 years. Bilge Gokcen-Rohlig et al. reported that a success rate of 91.0% in the upper jaws and 97.8% in the lower jaws in the study of 146 ITI implants over 5 years.

The average loss of marginal bone analyzed through the radiographic examination in this study was  $-0.62 \pm 0.69$ mm over 5 years. Per Astrand et al. conducted a comparative study on marginal bone loss for Astra and Brånemark implants over 5 years. With regards to marginal bone loss, Astra implants showed  $-1.74 \pm 0.45$ mm and  $-1.06 \pm 0.19$  in the upper and lower jaws, respectively, while Brånemark implants showed  $-1.98 \pm 0.21$ mm and  $-1.38 \pm 0.17$ mm, respectively.

The fixture diameters and lengths mostly used were 4.3mm(61%) and 8.0mm(46.4%), respectively. With regards to position, the molar teeth in the upper jaws were 12 (29.3%) and the molar teeth in the lower jaws were 15(36.6%).

The Authors believe that this study needs to continue in order to analyse the clinical results of SNUCONE implants over an even longer time frame.

## Conclusion

The authors draw the following conclusions, by analysing the clinical results over 5 years of 41 Korean SNUCONE AF+ fixtures on a total of 23 patients:

1. Implant's survival rate was 100%.
2. The average marginal bone loss was not higher than that of other similar studies, as it was measured in  $-0.62 \pm 0.69$ mm.
3. The diameter and length most used in implants were 4.3mm(61%) and 8.0mm(46.4%), respectively.

Sunam Yang, Hyunsu Lee, Hyeonggi Yi  
Department of Oral and Maxillofacial surgery,  
Hankook Hospital, South Korea

---

## Five-Year Retrospective Radiographic Follow-Up Study of Korean SNUCONE Dental Implants with SLA Treated Surface



One dental implant was placed in the mandibular right first molar and was restored in 2011.



A 5 year follow-up radiograph demonstrated excellent maintenance of marginal bone surrounding implant.

The purpose of this study is to evaluate five-year radiographic follow-up results of the Korean sandblasting with large grit, and acid etching (SLA)-treated implant system.

### Materials and Methods

The subjects of the study are 54 patients who have been followed-up to date, of the patients who underwent implant surgery from May 1, 2009 to April 30, 2011. In all, 176 implant placements were performed. Bone loss was evaluated by the method suggested by Romanos and Nentwig.

A total of 176 implant placements were performed - 122 in men and 54 in women. These patients have been followed-up for an average of 4.9 years. In terms of prosthetic appliances, there were 156 bridges and 20 single prostheses. Nine implants installed in the maxillary molar area, three in the mandibular molar area and two in the maxillary premolar area were included in group M, with bone loss less than 2 mm at the crestal aspect of the implant. Of these, eight implants were single prostheses. In all, six implants failed-four in the mandible and two in the maxilla. All of these failures occurred in single-implant cases. The implant survival rate was 98.1% on the maxilla and 94.3% on the mandible, with an overall survival of 96.6%.

### Conclusion

Implants with the SLA surface have a very superior survival rate in relatively poor bone environments such as the maxilla.

Five-year survival rate for Snucone implant system was 96.6%. The high survival rate is thought to be caused by surface treatment by SLA and the connection of abutment and fixture by slip joint connection system. This is thought to be a relatively stable implant system of internal type.

It is believed necessary to evaluate on the marginal bone using accurate radiographs, such as cone beam CTs, throughout the treatment periods.

Jaejin Kim, DDS, PhD  
Department of Oral & Maxillofacial surgery,  
Chungnam National University Hospital, South Korea

Vol. 38 No. 1, June 2019  
Journal of Dental Implant Research 2019, 38(1) 13–18

### A 9-year retrospective clinical study of locking taper implants

of SNUCONE®

Hyeonggi Yi, Soo Nam Yang, Youngkwon Kim, Uiesub Shim, Jisang Jeong

*Department of Oral and Maxillofacial Surgery, Hankook Hospital, Cheongju, Korea*

---

**Purpose:** Among the components of the dental implant, there are various designs and combinations of implant fixtures and abutments. SF implants (Snucone co., Ltd, Korea) are tapered fixtures using a locking tapered abutment. The purpose of this retrospective study was to evaluate cumulative survival rate (CSR) of SF fixture (Snucone co., Ltd, Korea) followed for 9 years.

**Materials and Methods:** From December 2008 to October 2009, 37 patients with 86 SF implants of Snucone® who had surgery at Chungju Hankook hospital and the follow-up period was nine years. The patients' gender, age, position of implanted fixtures, diameter and length of implants, bone graft, duration from implantation to secondary operation, the changes of marginal bone around the implant and the survival rate were analyzed.

**Results:** A total of 37 patients, there were 19 male (51.4%) and 18 female (48.6%). Patient ages ranged from 30s to 70s. Of the 86 implants, 36 (41.9%) were placed in the maxilla and 50 (58.1%) were placed in the mandible. The diameter of the most placed implants was 5.3mm (34.9%) and the length was 8.0 mm (39.5%). Moreover, 59 (68.6%) implants were implanted with bone graft of the total 86 implants. The average period from implant placement to secondary surgery was 5 months. The survival rate of the implant was 98.8% and the average marginal bone resorption was measured  $-0.95 \pm 1.84$  mm.

**Conclusions:** Although SF implants of Snucone® show favorable clinical outcomes with high survival rate and lower marginal bone resorption during the 9-year follow-up period as compared to previous reports, cumulative evaluations and researches should be conducted in the future.  
(JOURNAL OF DENTAL IMPLANT RESEARCH 2019;38(1):13-18)

**Key Words:** Dental implant, Survival rate, Success

---

Vol. 38 No. 2, September 2019

Journal of Dental Implant Research 2019, 38(2) 31–38

## The retrospective clinical study of survival rate of locking tapered implants of Snucone® with sinus floor elevation

Panjun Kim, Soo Nam Yang, Young Kwon Kim, Uie Sub Shim, Ji Sang Jeong

Department of Oral and Maxillofacial Surgery, Hankook Hospital, Cheongju, Korea

---

**Purpose:** The purpose of this study was to evaluate the overall survival rate and cumulative rates of SF implants (Snucone®, Korea) implanted in the maxillary molar area with sinus elevation and to analyze the relations with the survival rate according to the patients' condition, location of implants, diameter, length, height of residual bone, method of sinus floor elevation, prosthesis, and types of opposing dentition.

**Materials and Methods:** From January 1st, 2014 to December 31st, 2015, 45 patients with 63 SF implants of Snucone® were implanted in the maxillary posterior area with sinus floor elevation at Cheongju Hankook hospital and the follow-up period was up to 5 years.

**Results:** The survival rate of 63 SF implants in 45 patients who had surgery on the maxillary posterior area with sinus floor elevation from January 1st, 2014 to December 31st, 2015 was 98.1% since one of 63 implants had failed. Although, cumulative evaluations and researches should be conducted in the future, it is considered that SF implants of Snucone® can achieve excellent treatment results in the case of implant placement in the maxillary molar area with sinus floor elevation according to the results of this study.  
(JOURNAL OF DENTAL IMPLANT RESEARCH 2019;38(2):31–38)

**Key Words:** Maxillary sinus, Locking tapered implant, Survival rate

## Retrospective clinical study on the survival rate and the evaluation of marginal bone resorption on SNUCONE AF+II<sup>2</sup> implants

Panjun Kim, Jihye Jeong, Sungyu Choi, Sunghwi Hur, Seulki Lee  
Department of Oral and Maxillofacial surgery, Hankook Hospital

Corresponding Author: Myungjin Jung, Panjun Kim  
Department of Oral and Maxillofacial surgery, Hankook Hospital  
106, Danjae-ro, Sangdang-gu, Cheongju-si, Chungcheongbuk-do, Korea  
TEL: +82-43-222-6175 FAX: +82-43-255-7007 E-mail: bearooh@naver.com, kpj0407@naver.com

### Abstract

**Purpose :** This study analyzes the clinical results of SNUCONE AF+II<sup>2</sup> implants placed in the edentulous region to determine the implant survival rate and the marginal bone healing pattern during the healing process

**Method :** 240 implants placed in 131 patients with SNUCONE AF+II<sup>2</sup> implant system from January 1, 2014 to December 31, 2014 at Cheongju Hankook Hospital were followed up for 5 years.

**Result :** We evaluated 240 SNUCONE AF+II<sup>2</sup> implants of 131 patients from January 1, 2014 to December 31, 2014 at Cheongju Hankook Hospital, and the results are as following.

- 1) 3 implants were failed out of 240 implants of 131 patients and the survival rate was 98.75%.
- 2) The marginal bone resorption was  $0.95 \pm 1.84$ mm for 4 years after prosthesis placement, showing favorable result. Although long-term cumulative evaluations and studies should be performed in the future, SNUCONE AF+II<sup>2</sup> implants show high cumulative survival and low marginal bone resorption according to the results of this study, which believed to give outstanding result in various dental implant procedure.

This research received no specific grant from any funding agency in the public, commercial, or not-for-profit sectors.

## Studying abundance of implants placed in the dental implants division of the dental department of Isfahan University of Medical Sciences in terms of surgical and prosthetic factors from 2012 to 2016.

### Abstract

**Introduction:** So far, there has been no report on the demographics of implants placed in Isfahan University of Medical Sciences. The purpose of this study was to collect data systematically from implant section records and constructing a database to improve access to them.

**Methods and Materials:** In this descriptive study, all patients' records from September 2012 to September 2016 were reviewed. The information in the records were extracted by demographic factors, medical history, surgical, prosthesis and follow up information. Finally, the data were entered in SPSS version 23 and were analyzed by descriptive statistics methods.

**Results:** A total of 640 patients received 1890 dental implants. 70.5% of implants were performed in the group age of 41 to 70. The most of implants (37.2%) were inserted in the posterior mandible and the first molar region. Bone augmentation procedures were performed in 50.5% of implants, with the highest incidence in anterior maxilla. The most commonly used bone graft was Cerabone and the most used membranes were Osseoguard and Cytoplast. In addition, the most commonly used implant brand was Zimmer. Based on the dimensions of the implants, a diameter of 4.1 mm and a length of 12 mm were mostly used. Bone-level implants (59.5%) were more frequently used than Tissue-level implants (40.5%).

**Conclusion:** According to the findings of this study, it can be concluded that most of referrals to Implant Section of Department of Dentistry, Isfahan University of Medical Sciences are people over 50 and bone augmentation techniques are also used in over 50% of cases.

**Key Words:** Dental implant, Dental record, Dental prosthesis implant supported

# Investigation of the anribacterial effect of laser irradiation and chemical agent on human oral biofilms contaminated titanium discs

Ehsan Birang , Reza Birang , Tahmineh Narimani , Alaleh Tolouei , Reza Fekrazad

Department of Periodontology, Dental Faculty – Laser Research Center in Medical Sciences, AJA University of Medical Sciences, Tehran, Iran Dental Research Center, Department of Periodontology, Dental Faculty, Isfahan University of Medical Sciences, Isfahan, Iran School of Medicine, Isfahan University of Medical School, Isfahan, Iran Department of Pediatric, Dental Faculty – Islamic Azad University of Medical Sciences, Tehran, Iran Department of Periodontology, Dental Faculty – Laser Research Center in Medical Sciences, AJA University of Medical Sciences, Tehran, Iran International Network for Photo Medicine and Photo Dynamic Therapy (INPMPDT), Universal Scientific Education and Research Network (USERN), Tehran, Iran

## ARTICLE INFO

### Keywords

Dental implants  
Osseo integration  
Diode laser  
Laser therapy  
Antimicrobial photodynamic therapy

## ABSTRACT

**Introduction:** A main challenge in treatment of peri-implant disease is the effective decontamination of the implant surface. This challenge has always been a problem, associated from the surface of dental implants, regard to the difficulty in removing and eliminating bacterial biofilm from the surface of dental implants, especially rough surfaces. The aim of this in-vivo study was to evaluate the effect of five different antimicrobial methods in reducing bacteria adhering to titanium surfaces. **Materials and methods:** In the present in-vivo study, the contaminated discs, except for the negative control group, randomly underwent one of five treatments: Erbium: Tatrium Aluminum Gamet (Er-YAG) laser, plastic curette, 0.12% chlorhexidine, aPDTm and 810 nm diode laser. A spectrophotometer was used to measure Optical Density (OD) in case of aerobic microorganisms. Colony-Forming Units (CFUs) were used for anaerobic bacteria. Then, all the analyses were carried out at a significance level ( $P < 0.001$ ). The results of Kruskal – Wallis test were used to investigate the effect of study methods on anaerobic bacteria after 48 h, and the results showed a significant difference among 6 groups in terms of CFUs ( $P < 0.001$ ). **Conclusion:** The results of the present study showed that all five mechanicals (plastic curette), chemical (CHX), laser (810nm diode and Er:YAG), and aPDT methods could reduce oral biofilms from roughed surfaces of titanium discs. Er. YAG laser and plastic curette had the highest and the lowest effects respectively.

# SNUCONE Total Catalog Package System

## About PACKAGE DESIGN




### All basic product information is clearly visible

The name and size of the product are indicated on the top of the package and the name of product, lot number, date of manufacture, expiry date are indicated on the back of the box



# Package System


## About AMPOULE DESIGN



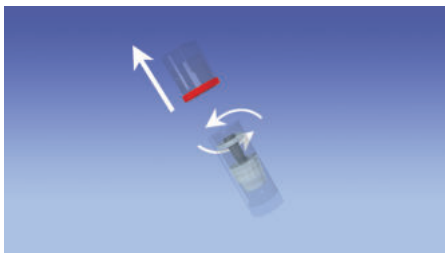
The diameter of the product can be determined by the color of the line around the cap.  
 (Ampoules have different colors depending on implant type and diameter)



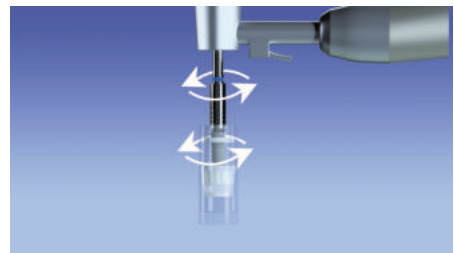
**1** To open the box, Press the dotted area on the top of the box and take out the sterilized blister pack.



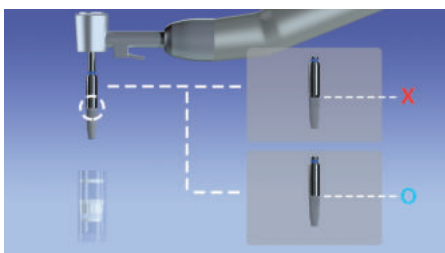
**2** Remove the sticker on the back of the blister pack and take out the ampoule.



**3** Remove the cap of the ampoule. Care is required so as not to drop the fixture from the ampoule, when the cap is opened



**4** Connect the handpiece to the fixture



**5** Safely remove the fixture from the ampoule.

About opening process

1

Bone level Type



# Contents

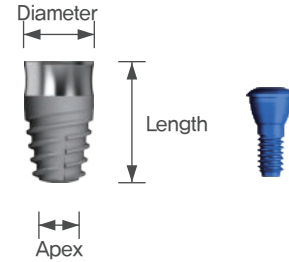
## Bone level Type (11° Tapered Hex)

AFS Fixture	016
AF+B/ AF+II Fixture	017
AF+I Fixture	019
RFF Fixture	022
<hr/>	
Solo Abutment System	025
Couple Abutment System	029
Screw Abutment System	040
Flat Abutment System	046
O-Ring Abutment System	050

# Abiding Fixture

## AFS Fixture

- Submerged type Implant with an internal hex and 11° straight tapered design
- 0.7mm flat design with no thread on the upper part to avoid fracture on the neck and to maintain the hygiene from bacteria
- German technology of S.L.A Surface treatment
- Double threaded design minimizes drilling
- Cutting edge and threaded design provide stable initial fixation, which can be necessary for early loading and immediate loading
- Recommended insert torque: Below 35Ncm



Packing unit: Fixture + Cover screw



Hex 2,5/ Apex 2.78		
Fixture Diameter	Length	Code
<b>R</b> Ø4.0	7.0mm	AFS-4007



Hex 2,5/ Apex 3.08		
Fixture Diameter	Length	Code
<b>R</b> Ø4.3	7.0mm	AFS-4307



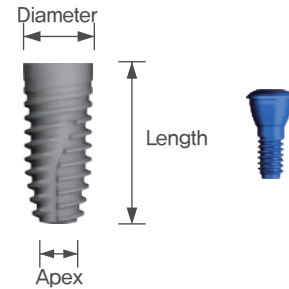
Hex 2,5/ Apex 3.58		
Fixture Diameter	Length	Code
<b>R</b> Ø4.8	7.0mm	AFS-4807




Hex 2,5/ Apex 4.58		
Fixture Diameter	Length	Code
<b>R</b> Ø5.3	7.0mm	AFS-5307

# Abiding Fixture AF+B / AF+II Fixture


- Submerged type Implant with an internal hex and 11° straight tapered design
- 0.7mm flat design with no thread on the upper part to avoid fracture on the neck and to maintain the hygiene from bacteria
- German technology of S.L.A Surface treatment
- Double threaded design minimizes drilling
- Cutting edge and threaded design provide stable initial fixation, which can be necessary for early loading and immediate loading
- Recommended insert torque: Below 35Ncm




## Packing unit: Fixture + Cover screw



Hex 2,1/ Apex 2,0		
Fixture Diameter	Length	Code
M Ø3.2	8,0mm	AF+B/ AF+II-3208
	10,0mm	AF+B/ AF+II-3210
	12,0mm	AF+B/ AF+II-3212
	14,0mm	AF+B/ AF+II-3214

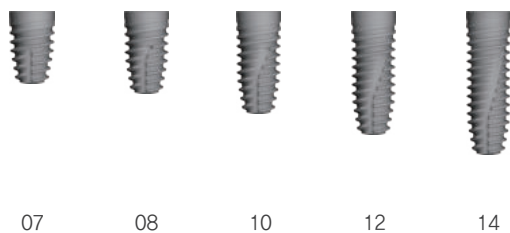


Hex 2,1/ Apex 2,3		
Fixture Diameter	Length	Code
M Ø3.5	8,0mm	AF+B/ AF+II-3508
	10,0mm	AF+B/ AF+II-3510
	12,0mm	AF+B/ AF+II-3512
	14,0mm	AF+B/ AF+II-3514

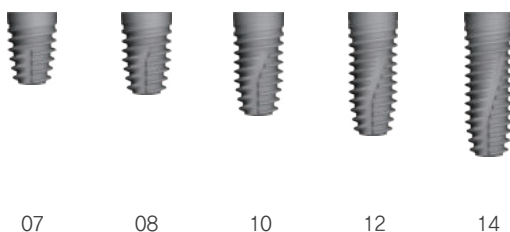


Hex 2,5/ Apex 2,7		
Fixture Diameter	Length	Code
R Ø4.0	8,0mm	AF+B/ AF+II-4008
	10,0mm	AF+B/ AF+II-4010
	12,0mm	AF+B/ AF+II-4012
	14,0mm	AF+B/ AF+II-4014

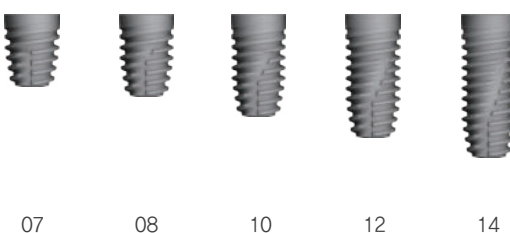
Bone level Type



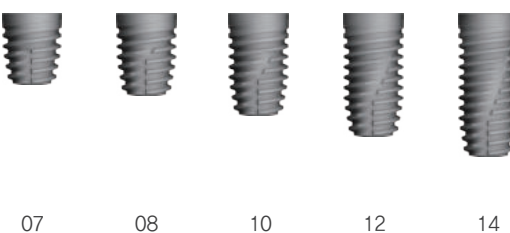
Hex 2,5/ Apex 3,1		
Fixture Diameter	Length	Code
R Ø4.3	7.0mm	AF+B/ AF+II-4307
	8.0mm	AF+B/ AF+II-4308
	10.0mm	AF+B/ AF+II-4310
	12.0mm	AF+B/ AF+II-4312
	14.0mm	AF+B/ AF+II-4314



Hex 2,5/ Apex 3,6		
Fixture Diameter	Length	Code
R Ø4.8	7.0mm	AF+B/ AF+II-4807
	8.0mm	AF+B/ AF+II-4808
	10.0mm	AF+B/ AF+II-4810
	12.0mm	AF+B/ AF+II-4812
	14.0mm	AF+B/ AF+II-4814



Hex 2,5/ Apex 4,1		
Fixture Diameter	Length	Code
R Ø5.3	7.0mm	AF+B/ AF+II-5307
	8.0mm	AF+B/ AF+II-5308
	10.0mm	AF+B/ AF+II-5310
	12.0mm	AF+B/ AF+II-5312
	14.0mm	AF+B/ AF+II-5314

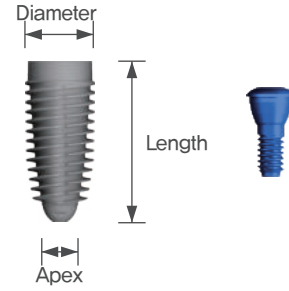


Hex 2,5/ Apex 4,6		
Fixture Diameter	Length	Code
R Ø5.8	7.0mm	AF+B/ AF+II-5807
	8.0mm	AF+B/ AF+II-5808
	10.0mm	AF+B/ AF+II-5810
	12.0mm	AF+B/ AF+II-5812
	14.0mm	AF+B/ AF+II-5814


# Abiding Fixture

## AF+I Fixture


- Submerged type Implant with an internal hex and 11° straight tapered design
- Platform switched design minimizes the damage on cortical bone and offers long-term esthetic results
- Excellent initial stability in soft bone due to knife-shaped thread
- German technology of S.L.A Surface treatment
- Cutting edge and threaded design offer stable initial fixation, which can be necessary for early loading and immediate loading
- Recommended insert torque: Below 35Ncm



**Packing unit: Fixture + Cover screw**

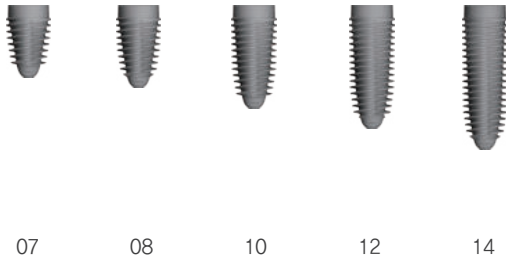


Hex 2.1/ Apex 2.15		
Fixture Diameter	Length	Code
M Ø3.5	8,0mm	AF+I-3508
	10,0mm	AF+I-3510
	12,0mm	AF+I-3512
	14,0mm	AF+I-3514

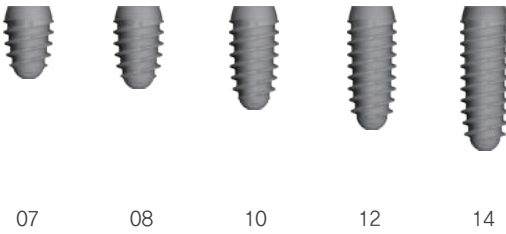


Hex 2.5/ Apex 2.15		
Fixture Diameter	Length	Code
R Ø4.0	8,0mm	AF+I-4008
	10,0mm	AF+I-4010
	12,0mm	AF+I-4012
	14,0mm	AF+I-4014


Bone level Type



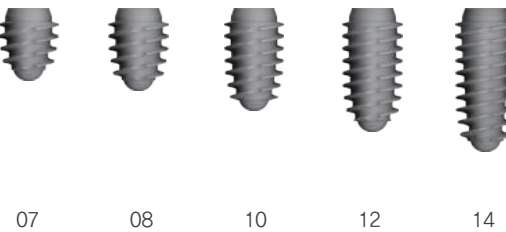
Hex 2.5/ Apex 2.15		
Fixture Diameter	Length	Code
R Ø4.3	7.0mm	AF+I-4307
	8.0mm	AF+I-4308
	10.0mm	AF+I-4310
	12.0mm	AF+I-4312
	14.0mm	AF+I-4314



Hex 2.5/ Apex 2.9		
Fixture Diameter	Length	Code
R Ø4.8	7.0mm	AF+I-4807
	8.0mm	AF+I-4808
	10.0mm	AF+I-4810
	12.0mm	AF+I-4812
	14.0mm	AF+I-4814



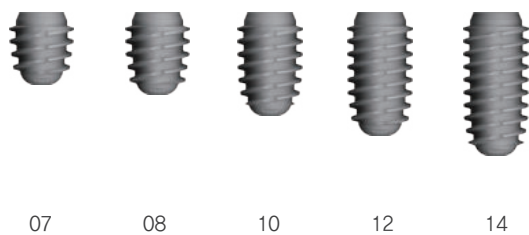
Hex 2.5/ Apex 2.9		
Fixture Diameter	Length	Code
R Ø5.3	7.0mm	AF+I-5307
	8.0mm	AF+I-5308
	10.0mm	AF+I-5310
	12.0mm	AF+I-5312
	14.0mm	AF+I-5314



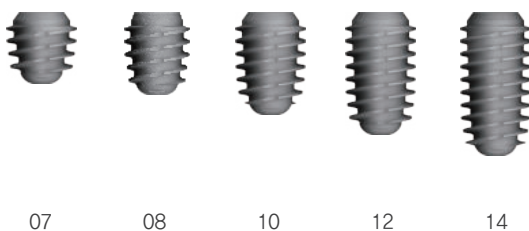
Hex 2.5/ Apex 2.9		
Fixture Diameter	Length	Code
R Ø5.8	7.0mm	AF+I-5807
	8.0mm	AF+I-5808
	10.0mm	AF+I-5810
	12.0mm	AF+I-5812
	14.0mm	AF+I-5814

# Abiding Fixture

## AF+I Fixture



Hex 2.5/ Apex 4.05		
Fixture Diameter	Length	Code
R Ø6.3	7.0mm	AF+I-6307
	8.0mm	AF+I-6308
	10.0mm	AF+I-6310
	12.0mm	AF+I-6312
	14.0mm	AF+I-6314



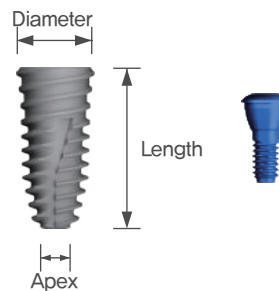
Hex 2.5/ Apex 4.05		
Fixture Diameter	Length	Code
R Ø6.8	7.0mm	AF+I-6807
	8.0mm	AF+I-6808
	10.0mm	AF+I-6810
	12.0mm	AF+I-6812
	14.0mm	AF+I-6814

Bone level Type

# Root Fix Fixture


## RFF Fixture

- Submerged type Implant with an internal hex and 11° fully tapered design
- Designed specifically for the maxillary sinus and soft bone
- Aggressive apex design allows users to minimize drilling and possible to place it ment even in Ø2,0 or Ø3,0mm in D4 Bone
- German technology of S.L.A Surface treatment
- Recommended insert torque: Below 35Ncm




Packing unit: Fixture + Cover screw

Bone level Type




8.5      10      11.5      13

Hex 2,5/ Apex 1.8		
Fixture Diameter	Length	Code
R Ø4.0	8,5mm	RFF-4008
	10,0mm	RFF-4010
	11,5mm	RFF-4011
	13,0mm	RFF-4013



8.5      10      11.5      13

Hex 2,5/ Apex 2.0		
Fixture Diameter	Length	Code
R Ø4.5	8,5mm	RFF-4508
	10,0mm	RFF-4510
	11,5mm	RFF-4511
	13,0mm	RFF-4513



8.5      10      11.5      13

Hex 2,5/ Apex 2.2		
Fixture Diameter	Length	Code
R Ø5.0	8,5mm	RFF-5008
	10,0mm	RFF-5010
	11,5mm	RFF-5011
	13,0mm	RFF-5013

# Cover Screw

- Included in the fixture package
- Use a 1,2 hex driver
- Color indication in different platforms (Mini: Green & pink, Regular: Blue)
- Recommended tightening torque: 8 Ncm



Diameter	Code
M Ø3.1	AACS-2200
M Ø3.3	AACS-2800
R Ø3.6	AACS-3400

· Option G/H 2,0mm

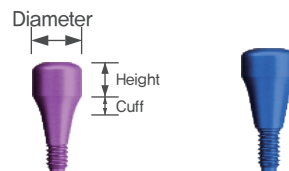
Diameter	Code
R Ø3.6	AACS-3420



Bone level Type

# Healing Abutment

- Use a 1,2 hex driver
- Color indication in different platforms (Mini: Pink, Regular: Blue)
- Recommended tightening torque: 8 Ncm



Bone level Type

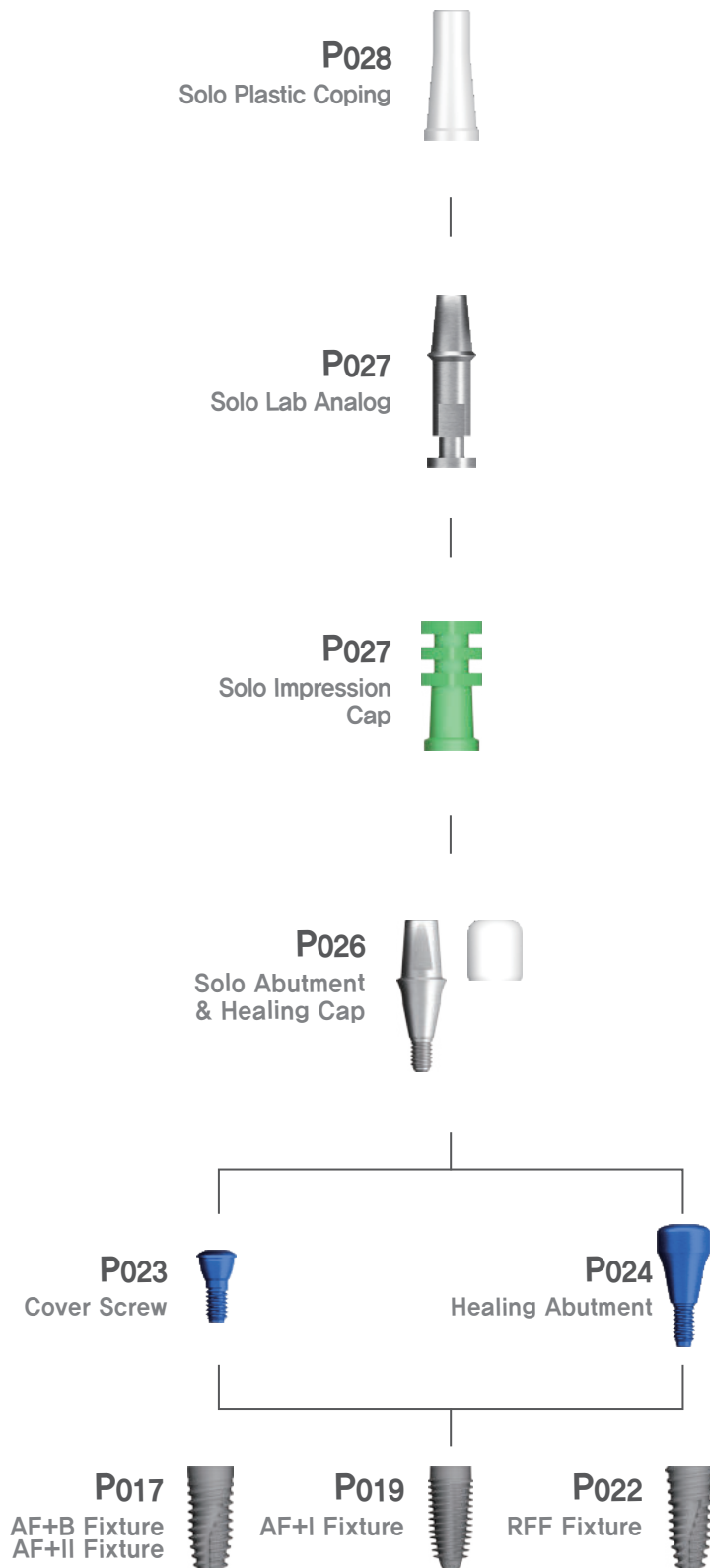
Diameter	Height	Cuff	Code
M Ø4.0	2.0mm	1.0mm	AHAMR-4010
	3.0mm	2.0mm	AHAMR-4020
	3.0mm	3.0mm	AHAMR-4030
	3.0mm	4.0mm	AHAMR-4040
M Ø4.5	2.0mm	1.0mm	AHAMR-4510
	3.0mm	2.0mm	AHAMR-4520
	3.0mm	3.0mm	AHAMR-4530
	3.0mm	4.0mm	AHAMR-4540

· The diameter of the Healing Abutment is designed to be 0.4mm larger in order to facilitate connection with the Abutment in the oral cavity during the 2nd surgery.

Diameter	Height	Cuff	Code
R Ø4.5	2.5mm	1.0mm	AHAR-4510
		1.5mm	AHAR-4515
		2.5mm	AHAR-4525
		3.5mm	AHAR-4535
		4.5mm	AHAR-4545
		5.5mm	AHAR-4555
R Ø5.5	2.5mm	1.0mm	AHAR-5510
		1.5mm	AHAR-5515
		2.5mm	AHAR-5525
		3.5mm	AHAR-5535
		4.5mm	AHAR-5545
		5.5mm	AHAR-5555
R Ø6.5	2.5mm	1.0mm	AHAR-6510
		1.5mm	AHAR-6515
		2.5mm	AHAR-6525
		3.5mm	AHAR-6535
		4.5mm	AHAR-6545
R Ø7.5	2.5mm	5.5mm	AHAR-6555
		3.5mm	AHAR-7535
		4.5mm	AHAR-7545
R Ø8.5	2.5mm	5.5mm	AHAR-7555
		3.5mm	AHAR-8535
R Ø9.5	2.5mm	4.5mm	AHAR-8545
		5.5mm	AHAR-8555
		3.5mm	AHAR-9535
R Ø9.5	2.5mm	4.5mm	AHAR-9545
		5.5mm	AHAR-9555

· The diameter of the Healing Abutment is designed to be 0.4mm larger in order to facilitate connection with the Abutment in the oral cavity during the 2nd surgery.

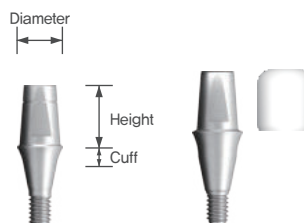
# Prosthetic Flow Diagram Solo Abutment System



Bone level Type

# Solo Abutment & Healing Cap

- Cement-retained prosthetic component
- Abutment level impression
- Use a 1,2 hex driver
- Recommended tightening torque: 20~35Ncm



Packing unit: Solo abutment + Healing cap ( Mini : ASAMHC, Regular : ASAHC )

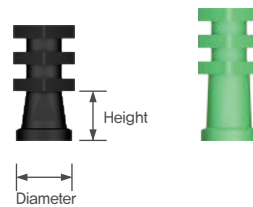
Bone level Type

Diameter	Height	Cuff	Code	Diameter	Height	Cuff	Code		
M Ø4.0	4.0mm	1.0mm	ASAMR-4010-4	R Ø4.5	5.5mm	1.0mm	ASAR-4510-5		
		2.0mm	ASAMR-4020-4			1.5mm	ASAR-4515-5		
		3.0mm	ASAMR-4030-4			2.5mm	ASAR-4525-5		
		4.0mm	ASAMR-4040-4			3.5mm	ASAR-4535-5		
	5.5mm	1.0mm	ASAMR-4010-5			4.5mm	ASAR-4545-5		
		2.0mm	ASAMR-4020-5			5.5mm	ASAR-4555-5		
		3.0mm	ASAMR-4030-5			R Ø5.5	5.5mm	1.0mm	ASAR-5510-5
		4.0mm	ASAMR-4040-5					1.5mm	ASAR-5515-5
	7.0mm	1.0mm	ASAMR-4010-7					2.5mm	ASAR-5525-5
		2.0mm	ASAMR-4020-7					3.5mm	ASAR-5535-5
		3.0mm	ASAMR-4030-7			4.5mm	ASAR-5545-5		
		4.0mm	ASAMR-4040-7			5.5mm	ASAR-5555-5		
M Ø4.5	4.0mm	1.0mm	ASAMR-4510-4	R Ø6.5	5.5mm	1.0mm	ASAR-6510-5		
		2.0mm	ASAMR-4520-4			1.5mm	ASAR-6515-5		
		3.0mm	ASAMR-4530-4			2.5mm	ASAR-6525-5		
		4.0mm	ASAMR-4540-4			3.5mm	ASAR-6535-5		
	5.5mm	1.0mm	ASAMR-4510-5			4.5mm	ASAR-6545-5		
		2.0mm	ASAMR-4520-5			5.5mm	ASAR-6555-5		
		3.0mm	ASAMR-4530-5			R Ø6.5	5.5mm	1.0mm	ASAR-6510-5
		4.0mm	ASAMR-4540-5					1.5mm	ASAR-6515-5
	7.0mm	1.0mm	ASAMR-4510-7					2.5mm	ASAR-6525-5
		2.0mm	ASAMR-4520-7					3.5mm	ASAR-6535-5
		3.0mm	ASAMR-4530-7			4.5mm	ASAR-6545-5		
		4.0mm	ASAMR-4540-7			5.5mm	ASAR-6555-5		

# Solo Impression Cap

· Color indication in different platforms

(Mini: Black, Regular: Green)

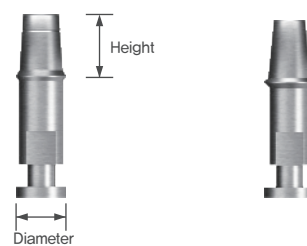


Diameter	Height	Code
M Ø4.0	4.0mm	ASICM-40-4
	5.5mm	ASICM-40-5
	7.0mm	ASICM-40-7
M Ø4.5	4.0mm	ASICM-45-4
	5.5mm	ASICM-45-5
	7.0mm	ASICM-45-7

Diameter	Height	Code
R Ø4.5	7.0mm	ASIC-45
R Ø5.5	7.0mm	ASIC-55
R Ø6.5	7.0mm	ASIC-65

# Solo Lab Analog

· Lab analog for solo abutment system



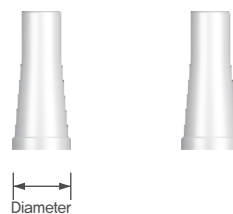
Diameter	Height	Code
M Ø4.0	4.0mm	ASLAM-40-4
	5.5mm	ASLAM-40-5
	7.0mm	ASLAM-40-7
M Ø4.5	4.0mm	ASLAM-45-4
	5.5mm	ASLAM-45-5
	7.0mm	ASLAM-45-7

Diameter	Height	Code
R Ø4.5	5.5mm	ASLA-45
R Ø5.5	5.5mm	ASLA-55
R Ø6.5	5.5mm	ASLA-65

Bone level Type

# Solo Plastic Coping

- Use as a prosthetic framework
- Fit with a solo lab analog

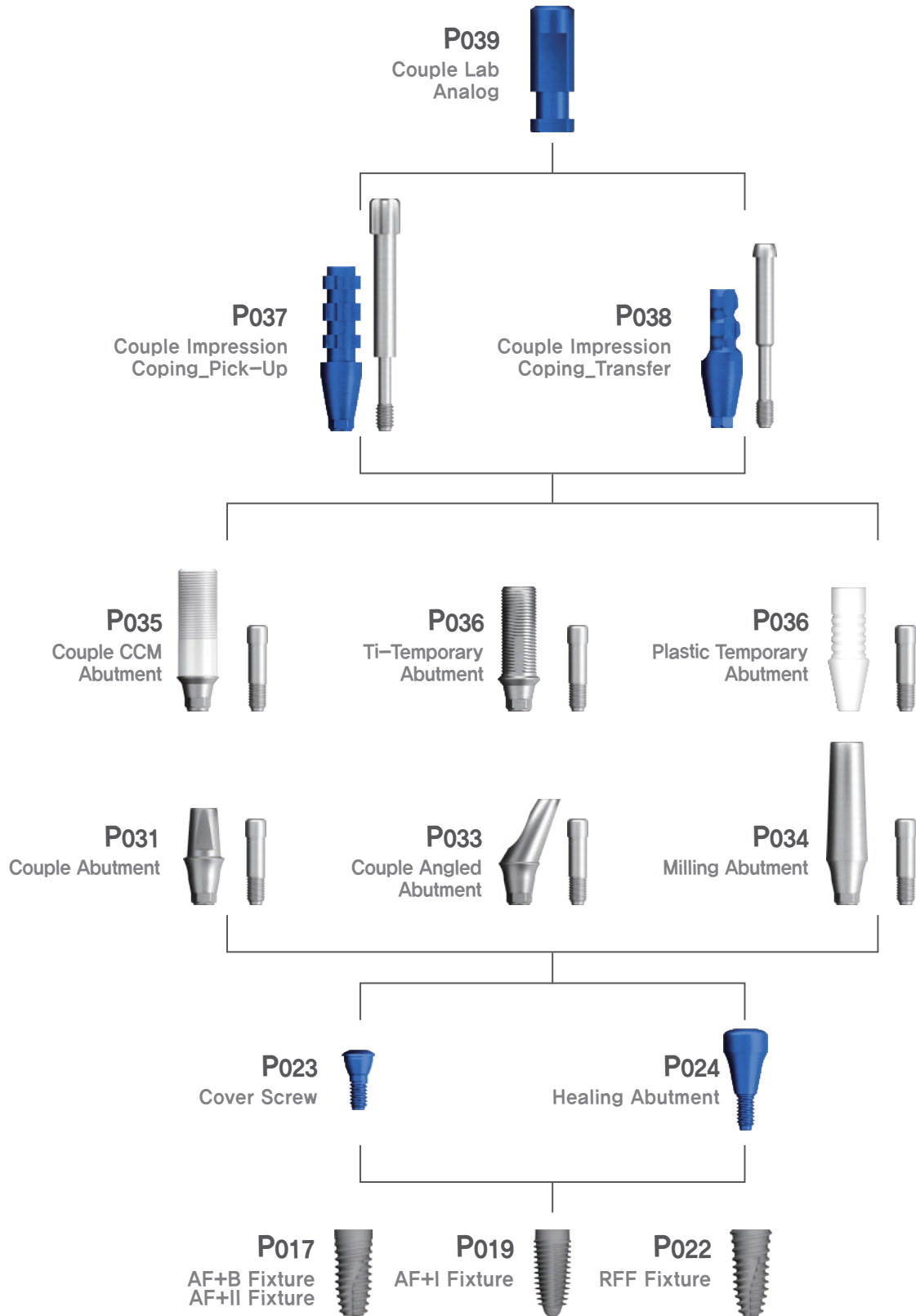


Diameter	Type	Code
M Ø4.0	Single	ASPCSM-40
M Ø4.5		ASPCSM-45
M Ø4.0	Bridge	ASPCBM-40
M Ø4.5		ASPCBM-45

Diameter	Type	Code
R Ø4.5	Single	ASPCS-45
R Ø5.5		ASPCS-55
R Ø6.5		ASPCS-65
R Ø4.5	Bridge	ASPCB-45
R Ø5.5		ASPCB-55
R Ø6.5		ASPCB-65

Bone level Type


# Prosthetic Flow Diagram Couple Abutment System



Bone level Type

# Link Abutment

- Cement, combination, screw-retained prosthetic components
- Use Snucone official library
- Three different types of connection for various cases
- Recommended tightening torque: 20~35Ncm



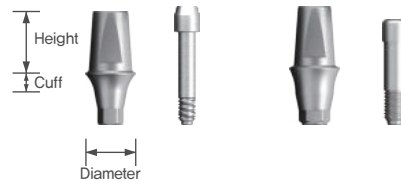
**Packing unit: Abutment + Abutment screw (Mini: AAS-2210, Regular: AAS-2309)**

Diameter	Hex	Code	Diameter	Hex	Code
M Ø4.0	Hex	ALKHM	R Ø4.5	Hex	ALKH
	Non-Hex	ALKNM		Non-Hex	ALKN
	Non-Engaging	ALKNEM		Non-Engaging	ALKNE

Bone level Type

# Couple Abutment\_Hex

- Two-piece and cement-retained prosthetic components
- Fixture level impression
- Use a 1.2 hex driver
- Recommended tightening torque: 25Ncm



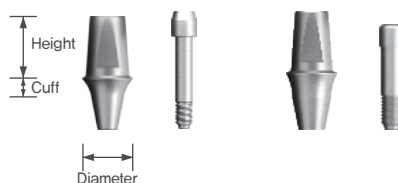
**Packing unit: Abutment + Abutment screw (Mini: AAS-2210, Regular: AAS-2309)**

Diameter	Height	Cuff	Code	Diameter	Height	Cuff	Code		
M Ø4.0	5.5mm	1.0mm	ACHAMR-4010-5	R Ø5.5	5.5mm	1.0mm	ACHAR-5510-5		
		2.0mm	ACHAMR-4020-5			1.5mm	ACHAR-5515-5		
		3.0mm	ACHAMR-4030-5			2.5mm	ACHAR-5525-5		
		4.0mm	ACHAMR-4040-5			3.5mm	ACHAR-5535-5		
		5.0mm	ACHAMR-4050-5			4.5mm	ACHAR-5545-5		
		6.0mm	ACHAMR-4060-5			5.5mm	ACHAR-5555-5		
M Ø4.5	5.5mm	1.0mm	ACHAMR-4510-5		R Ø6.5	5.5mm	6.5mm	ACHAR-5565-5	
		2.0mm	ACHAMR-4520-5				7.5mm	ACHAR-5575-5	
		3.0mm	ACHAMR-4530-5				1.0mm	ACHAR-6510-5	
		4.0mm	ACHAMR-4540-5				1.5mm	ACHAR-6515-5	
		5.0mm	ACHAMR-4550-5				2.5mm	ACHAR-6525-5	
		6.0mm	ACHAMR-4560-5				3.5mm	ACHAR-6535-5	
M Ø4.0	7.0mm	1.0mm	ACHAMR-4010-7			R Ø4.5	7.0mm	4.5mm	ACHAR-6545-5
		2.0mm	ACHAMR-4020-7					5.5mm	ACHAR-6555-5
		3.0mm	ACHAMR-4030-7	6.5mm				ACHAR-6565-5	
		4.0mm	ACHAMR-4040-7	7.5mm				ACHAR-6575-5	
		5.0mm	ACHAMR-4050-7	1.0mm				ACHAR-4510-7	
		6.0mm	ACHAMR-4060-7	1.5mm				ACHAR-4515-7	
M Ø4.5	7.0mm	1.0mm	ACHAMR-4510-7	R Ø5.5			7.0mm	2.5mm	ACHAR-4525-7
		2.0mm	ACHAMR-4520-7					3.5mm	ACHAR-4535-7
		3.0mm	ACHAMR-4530-7		4.5mm			ACHAR-4545-7	
		4.0mm	ACHAMR-4540-7		5.5mm			ACHAR-4555-7	
		5.0mm	ACHAMR-4550-7		6.5mm			ACHAR-4565-7	
		6.0mm	ACHAMR-4560-7		7.5mm			ACHAR-4575-7	
R Ø4.5	5.5mm	1.0mm	ACHAR-4510-5		R Ø6.5		7.0mm	1.0mm	ACHAR-5510-7
		1.5mm	ACHAR-4515-5					1.5mm	ACHAR-5515-7
		2.5mm	ACHAR-4525-5			2.5mm		ACHAR-5525-7	
		3.5mm	ACHAR-4535-5			3.5mm		ACHAR-5535-7	
		4.5mm	ACHAR-4545-5			4.5mm		ACHAR-5545-7	
		5.5mm	ACHAR-4555-5			5.5mm		ACHAR-5555-7	
		6.5mm	ACHAR-4565-5			6.5mm		ACHAR-5565-7	
		7.5mm	ACHAR-4575-5			7.5mm		ACHAR-5575-7	

Bone level Type

# Couple Abutment\_Non-Hex

- Two-piece and cement-retained prosthetic components
- Fixture level impression
- Use a 1.2 hex driver
- Recommended tightening torque: 25Ncm



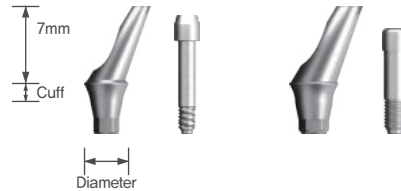
**Packing unit: Abutment + Abutment screw (Mini: AAS-2210, Regular: AAS-2309)**

Bone level Type

Diameter	Height	Cuff	Code	Diameter	Height	Cuff	Code
M Ø4.0	5.5mm	1.0mm	ACNAMR-4010-5	R Ø5.5	5.5mm	1.0mm	ACNAR-5510-5
		2.0mm	ACNAMR-4020-5			1.5mm	ACNAR-5515-5
		3.0mm	ACNAMR-4030-5			2.5mm	ACNAR-5525-5
		4.0mm	ACNAMR-4040-5			3.5mm	ACNAR-5535-5
		5.0mm	ACNAMR-4050-5			4.5mm	ACNAR-5545-5
		6.0mm	ACNAMR-4060-5			5.5mm	ACNAR-5555-5
M Ø4.5	5.5mm	1.0mm	ACNAMR-4510-5	R Ø6.5	5.5mm	6.5mm	ACNAR-5565-5
		2.0mm	ACNAMR-4520-5			7.5mm	ACNAR-5575-5
		3.0mm	ACNAMR-4530-5			1.0mm	ACNAR-6510-5
		4.0mm	ACNAMR-4540-5			1.5mm	ACNAR-6515-5
		5.0mm	ACNAMR-4550-5			2.5mm	ACNAR-6525-5
		6.0mm	ACNAMR-4560-5			3.5mm	ACNAR-6535-5
M Ø4.0	7.0mm	1.0mm	ACNAMR-4010-7	R Ø4.5	7.0mm	4.5mm	ACNAR-6545-5
		2.0mm	ACNAMR-4020-7			5.5mm	ACNAR-6555-5
		3.0mm	ACNAMR-4030-7			6.5mm	ACNAR-6565-5
		4.0mm	ACNAMR-4040-7			7.5mm	ACNAR-6575-5
		5.0mm	ACNAMR-4050-7			1.0mm	ACNAR-4510-7
		6.0mm	ACNAMR-4060-7			1.5mm	ACNAR-4515-7
M Ø4.5	7.0mm	1.0mm	ACNAMR-4510-7	R Ø5.5	7.0mm	2.5mm	ACNAR-4525-7
		2.0mm	ACNAMR-4520-7			3.5mm	ACNAR-4535-7
		3.0mm	ACNAMR-4530-7			4.5mm	ACNAR-4545-7
		4.0mm	ACNAMR-4540-7			5.5mm	ACNAR-4555-7
		5.0mm	ACNAMR-4550-7			6.5mm	ACNAR-4565-7
		6.0mm	ACNAMR-4560-7			7.5mm	ACNAR-4575-7
R Ø4.5	5.5mm	1.0mm	ACNAR-4510-5	R Ø6.5	7.0mm	1.0mm	ACNAR-5510-7
		1.5mm	ACNAR-4515-5			1.5mm	ACNAR-5515-7
		2.5mm	ACNAR-4525-5			2.5mm	ACNAR-5525-7
		3.5mm	ACNAR-4535-5			3.5mm	ACNAR-5535-7
		4.5mm	ACNAR-4545-5			4.5mm	ACNAR-5545-7
		5.5mm	ACNAR-4555-5			5.5mm	ACNAR-5555-7
		6.5mm	ACNAR-4565-5			6.5mm	ACNAR-5565-7
		7.5mm	ACNAR-4575-5			7.5mm	ACNAR-5575-7

# Couple Angled Abutment\_Hex

- Two-piece and cement-retained prosthetic components
- Two different types of angulation exist (15°, 25°)
- Recommended tightening torque: 25Ncm



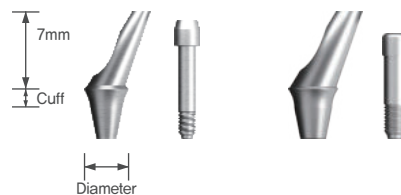
**Packing unit: Abutment + Abutment screw**

**(Mini: AAS-2210, Regular: AAS-2309)**

Diameter	Angled	Cuff	Code	Diameter	Angled	Cuff	Code
M Ø4.0	15°	2.0mm	ACAMR-40215	R Ø4.5	15°	2.0mm	ACAR-45215
		4.0mm	ACAMR-40415			4.0mm	ACAR-45415
		6.0mm	ACAMR-40615			6.0mm	ACAR-45615
	25°	2.0mm	ACAMR-40225		25°	2.0mm	ACAR-45225
		4.0mm	ACAMR-40425			4.0mm	ACAR-45425
		6.0mm	ACAMR-40625			6.0mm	ACAR-45625
R Ø5.5	15°	2.0mm	ACAR-55215	R Ø5.5	15°	2.0mm	ACAR-55215
		4.0mm	ACAR-55415			4.0mm	ACAR-55415
		6.0mm	ACAR-55615			6.0mm	ACAR-55615
	25°	2.0mm	ACAR-55225		25°	2.0mm	ACAR-55225
		4.0mm	ACAR-55425			4.0mm	ACAR-55425
		6.0mm	ACAR-55625			6.0mm	ACAR-55625

# Couple Angled Abutment\_Non-Hex

- Two-piece and cement-retained prosthetic components
- Two different types of angulation exist (15°, 25°)
- Recommended tightening torque: 25Ncm



**Packing unit: Abutment + Abutment screw**


**(Mini: AAS-2210, Regular: AAS-2309)**

Diameter	Angled	Cuff	Code	Diameter	Angled	Cuff	Code
M Ø4.0	15°	2.0mm	ACAMR-40215N	R Ø4.5	15°	2.0mm	ACAR-45215N
		4.0mm	ACAMR-40415N			4.0mm	ACAR-45415N
		6.0mm	ACAMR-40615N			6.0mm	ACAR-45615N
	25°	2.0mm	ACAMR-40225N		25°	2.0mm	ACAR-45225N
		4.0mm	ACAMR-40425N			4.0mm	ACAR-45425N
		6.0mm	ACAMR-40625N			6.0mm	ACAR-45625N
R Ø5.5	15°	2.0mm	ACAR-55215N	R Ø5.5	15°	2.0mm	ACAR-55215N
		4.0mm	ACAR-55415N			4.0mm	ACAR-55415N
		6.0mm	ACAR-55615N			6.0mm	ACAR-55615N
	25°	2.0mm	ACAR-55225N		25°	2.0mm	ACAR-55225N
		4.0mm	ACAR-55425N			4.0mm	ACAR-55425N
		6.0mm	ACAR-55625N			6.0mm	ACAR-55625N

Bone level Type

# Milling Abutment\_Hex

- Two-piece and cement-retained prosthetic components
- Customize from milling in the Lab



**Packing unit: Abutment + Abutment screw**

**(Mini: AAS-2210, Regular: AAS-2309)**

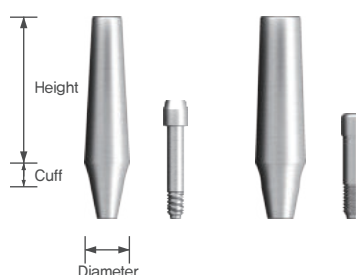
Diameter	Height	Cuff	Code
M Ø4.0	13.0mm	2.5mm	AMHAMR-4013
M Ø4.5	13.0mm	2.5mm	AMHAMR-4513
M Ø5.0	13.0mm	2.5mm	AMHAMR-5013

Diameter	Height	Cuff	Code
R Ø4.5	13.0mm	2.5mm	AMHAR-4513
R Ø5.5	13.0mm	2.5mm	AMHAR-5513
R Ø6.5	13.0mm	2.5mm	AMHAR-6513
R Ø7.5	4.0mm	2.5mm	AMHAR-7504
	7.0mm		AMHAR-7507
R Ø8.5	4.0mm	2.5mm	AMHAR-8504
	7.0mm		AMHAR-8507
R Ø9.5	4.0mm	2.5mm	AMHAR-9504
	7.0mm		AMHAR-9507

Bone level Type

# Milling Abutment\_Non-Hex

- Two-piece and cement-retained prosthetic components
- Customize from milling in the Lab



**Packing unit : Abutment + Abutment screw**


**(Mini: AAS-2210, Regular: AAS-2309)**

Diameter	Height	Cuff	Code
M Ø4.0	13.0mm	2.5mm	AMNAMR-4013
M Ø4.5	13.0mm	2.5mm	AMNAMR-4513
M Ø5.0	13.0mm	2.5mm	AMNAMR-5013

Diameter	Height	Cuff	Code
R Ø4.5	13.0mm	2.5mm	AMNAR-4513
R Ø5.5	13.0mm	2.5mm	AMNAR-5513
R Ø6.5	13.0mm	2.5mm	AMNAR-6513
R Ø7.5	4.0mm	2.5mm	AMNAR-7504
	7.0mm		AMNAR-7507
R Ø8.5	4.0mm	2.5mm	AMNAR-8504
	7.0mm		AMNAR-8507
R Ø9.5	4.0mm	2.5mm	AMNAR-9504
	7.0mm		AMNAR-9507

## Couple CCM Abutment\_Hex

- Two-piece and screw-retained prosthetic components
- Customized prosthesis cast with chrome-cobalt
- Fixture level impression
- Recommended tightening torque: 25Ncm

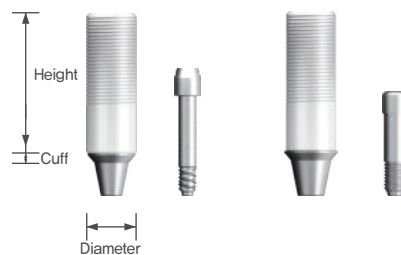


**Packing unit: Abutment + Abutment screw (Mini: AAS-2210, Regular: AAS-2309)**

Diameter	Height	Cuff	Code
M Ø4.0	12.0mm	1.0mm	ACCHAM
R Ø4.5	12.0mm	1.0mm	ACCHA

## Couple CCM Abutment\_Non-Hex

- Two-piece and screw-retained prosthetic components
- Customized prosthesis cast with chrome-cobalt
- Fixture level impression
- Recommended tightening torque: 25Ncm

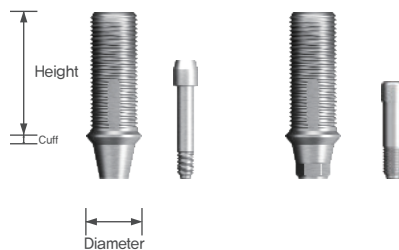


**Packing unit: Abutment + Abutment screw (Mini: AAS-2210, Regular: AAS-2309)**

Diameter	Height	Cuff	Code
M Ø4.0	12.0mm	1.0mm	ACCNAM
R Ø4.5	12.0mm	1.0mm	ACCNA

# Ti-Temporary Abutment

- Two-piece and screw-retained prosthetic components
- Able to trim in the lab
- Fixture level impression



**Packing unit: Abutment + Abutment screw**

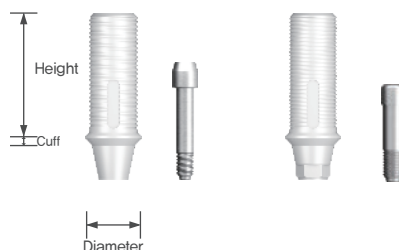
**(Mini: AAS-2210, Regular: AAS-2309)**

Diameter	Hex	Height	Cuff	Code
M Ø4.0	Hex	10.0mm	1.0mm	ATTAHM-4010
M Ø4.0	Non-Hex	10.0mm	1.0mm	ATTANM-4010

Diameter	Hex	Height	Cuff	Code
R Ø4.5	Hex	10.0mm	1.0mm	ATTAH-4510
R Ø4.5	Non-Hex	10.0mm	1.0mm	ATTAN-4510

# Plastic UCLA Abutment

- Two-piece and screw-retained prosthetic components
- Able to trim in the lab
- Fixture level impression



**Packing unit: Abutment + Abutment screw**

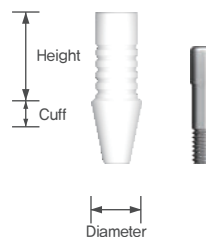
**( Mini : AAS-2210, Regular : AAS-2309 )**

Diameter	Hex	Height	Cuff	Code
M Ø4.0	Hex	10.0mm	1.0mm	APCHM
M Ø4.0	Non-Hex	10.0mm	1.0mm	APCNM

Diameter	Hex	Height	Cuff	Code
R Ø4.5	Hex	10.0mm	1.0mm	APCH
R Ø4.5	Non-Hex	10.0mm	1.0mm	APCN

# Plastic Temporary Abutment

- Two-piece and screw-retained prosthetic components
- Temporary prosthetics for immediate loading

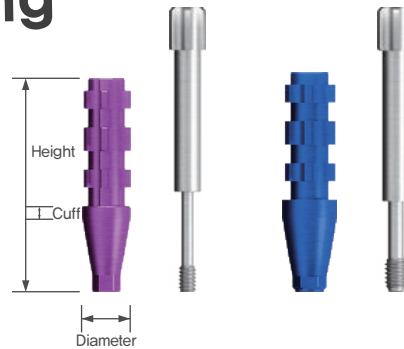


**Packing unit : Abutment + Abutment screw (AAS-2311)**

Diameter	Height	Cuff	Code
R Ø4.0	7.8mm	3.0mm	APTNA-4030
R Ø5.5	7.8mm	3.0mm	APTNA-5530
R Ø6.5	7.8mm	3.0mm	APTNA-6530

# Couple Impression Coping Hex\_Pick-Up

- For open tray impression
- Color indication in different platforms (Mini: Pink, Regular: Blue)



**Packing unit: Impression coping + Impression coping screw**  
**(Mini: ACIPSM-S/ ACIPSM-L, Regular: ACIPS-S/ ACIPS-L)**

Diameter	Type	Height	Cuff	Code
M Ø4.0	Short	13.6mm	2.5mm	ACIPHM-40S
	Long	17.6mm	3.5mm	ACIPHM-40L

Diameter	Type	Height	Cuff	Code
R Ø4.5	Short	15.1mm	3.5mm	ACIPH-45S
	Long	18.1mm	3.5mm	ACIPH-45L

Diameter	Type	Height	Cuff	Code
R Ø5.5	Short	15.1mm	3.5mm	ACIPH-55S
	Long	18.1mm	3.5mm	ACIPH-55L

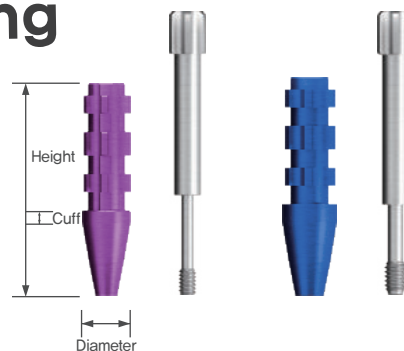
R Ø6.5	Short	15.1mm	3.5mm	ACIPH-65S
	Long	18.1mm	3.5mm	ACIPH-65L

R Ø7.5	Short	15.1mm	3.5mm	ACIPH-75S
	Long	18.1mm	3.5mm	ACIPH-75L

R Ø8.5	Short	15.1mm	3.5mm	ACIPH-85S
	Long	18.1mm	3.5mm	ACIPH-85L

# Couple Impression Coping Non-Hex\_Pick-Up

- For open tray impression
- Color indication in different platforms (Mini: Pink, Regular: Blue)



**Packing unit: Impression coping + Impression coping screw**  
**(Mini: ACIPSM-S/ ACIPSM-L, Regular: ACIPS-S/ ACIPS-L)**

Diameter	Type	Height	Cuff	Code
M Ø4.0	Short	13.6mm	2.5mm	ACIPNM-40S
	Long	17.6mm	3.5mm	ACIPNM-40L

Diameter	Type	Height	Cuff	Code
R Ø4.5	Short	15.1mm	3.5mm	ACIPN-45S
	Long	18.1mm	3.5mm	ACIPN-45L

R Ø5.5	Short	15.1mm	3.5mm	ACIPN-55S
	Long	18.1mm	3.5mm	ACIPN-55L

R Ø6.5	Short	15.1mm	3.5mm	ACIPN-65S
	Long	18.1mm	3.5mm	ACIPN-65L

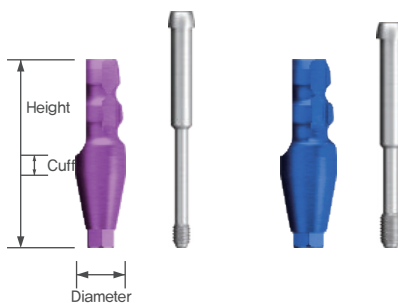
R Ø7.5	Short	15.1mm	3.5mm	ACIPN-75S
	Long	18.1mm	3.5mm	ACIPN-75L

R Ø8.5	Short	15.1mm	3.5mm	ACIPN-85S
	Long	18.1mm	3.5mm	ACIPN-85L

Bone level Type

# Couple Impression Coping Hex\_Transfer

- For closed tray impression
- Color indication in different platforms (Mini: Pink, Regular: Blue)



**Packing unit: Impression coping + Impression coping screw**  
**(Mini: ACITSM-S/ ACITSM-L, Regular: ACITS-S/ ACITS-L)**

Diameter	Type	Height	Cuff	Code
M Ø4.0	Short	12,4mm	2,5mm	ACITHM-40S
	Long	15,2mm	3,5mm	ACITHM-40L

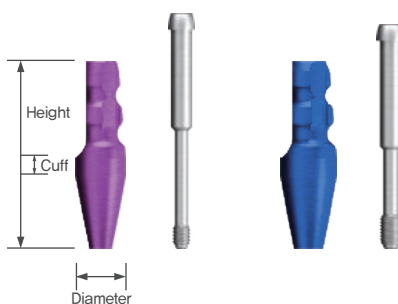
Diameter	Type	Height	Cuff	Code
R Ø5.5	Short	12,4mm	3,5mm	ACITH-55S
	Long	15,2mm	3,5mm	ACITH-55L
R Ø6.5	Short	12,4mm	3,5mm	ACITH-65S
	Long	15,2mm	3,5mm	ACITH-65L
R Ø7.5	Short	12,4mm	3,5mm	ACITH-75S
	Long	15,2mm	3,5mm	ACITH-75L
R Ø8.5	Short	12,4mm	3,5mm	ACITH-85S
	Long	15,2mm	3,5mm	ACITH-85L

Diameter	Type	Height	Cuff	Code
R Ø4.5	Short	12,4mm	3,5mm	ACITH-45S
	Long	15,2mm	3,5mm	ACITH-45L

Bone level Type

# Couple Impression Coping Non-Hex\_Transfer

- For closed tray impression
- Color indication in different platforms (Mini: Pink, Regular: Blue)



**Packing unit: Impression coping + Impression coping screw**  
**(Mini: ACITSM-S/ ACITSM-L, Regular: ACITS-S/ ACITS-L)**

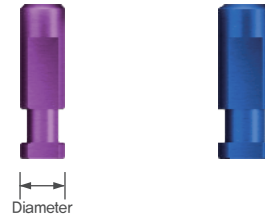
Diameter	Type	Height	Cuff	Code
M Ø4.0	Short	12,4mm	2,5mm	ACITNM-40S
	Long	15,2mm	3,5mm	ACITNM-40L

Diameter	Type	Height	Cuff	Code
R Ø5.5	Short	12,4mm	3,5mm	ACITN-55S
	Long	15,2mm	3,5mm	ACITN-55L
R Ø6.5	Short	12,4mm	3,5mm	ACITN-65S
	Long	15,2mm	3,5mm	ACITN-65L
R Ø7.5	Short	12,4mm	3,5mm	ACITN-75S
	Long	15,2mm	3,5mm	ACITN-75L
R Ø8.5	Short	12,4mm	3,5mm	ACITN-85S
	Long	15,2mm	3,5mm	ACITN-85L

Diameter	Type	Height	Cuff	Code
R Ø4.5	Short	12,4mm	3,5mm	ACITN-45S
	Long	15,2mm	3,5mm	ACITN-45L

# Couple Lab Analog

- Lab analog for fixture
- Use in two different ways (Digital&Analog)
- Use Snucone official library
- Color indication in different platforms (Mini: Pink, Regular: Blue)



Diameter	Code	Diameter	Code
M Ø4.0	ACLAM	R Ø4.8	ACLA

# Scan Body

- Use Snucone official library
- Fixture level scanning
- Use a 1,2 hex driver
- Recommended tightening torque: 20~35Ncm

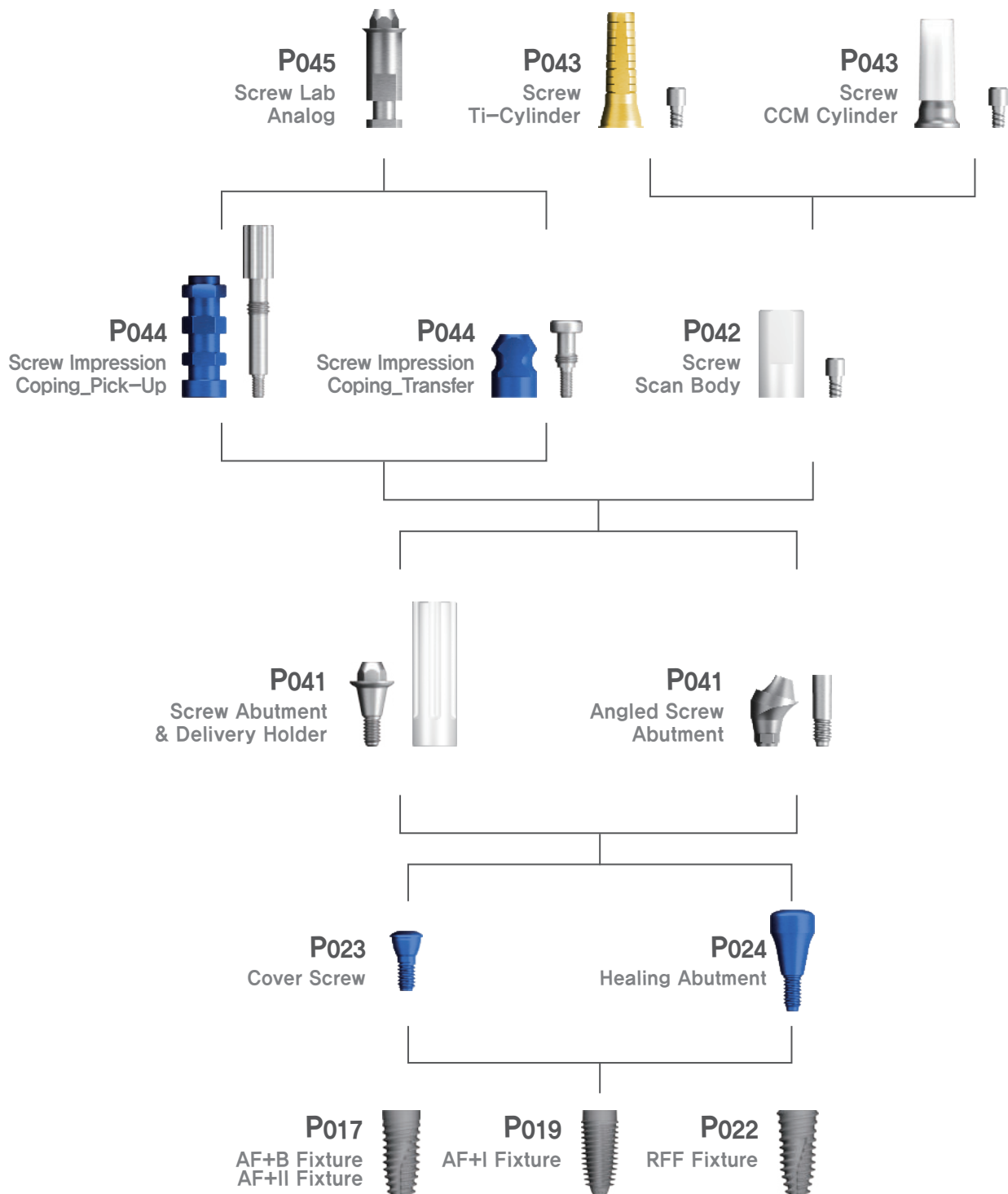


**Packing unit: Scan body + Scan body screw (Mini: ASBMS, Regular: ASBS)**

Diameter	Code	Diameter	Code
M Ø4.0	ASBM	R Ø4.5	ASB

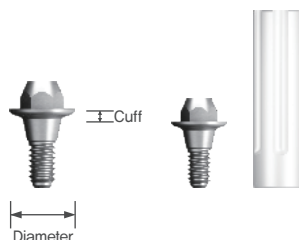
# Prosthetic Flow Diagram Screw Abutment system

Bone level Type



# Screw Abutment & Delivery Holder

- Screw-retained prosthetic component
- Same platform type as Angled screw abutment
- Use a screw abutment driver (ASAD-49)



**Packing unit : Abutment + Delivery holder(ASPADH)**

Diameter	Cuff	Code
<b>M</b> Ø4.9	1.0mm	ASPAMR-4910
	2.0mm	ASPAMR-4920
	3.0mm	ASPAMR-4930
	4.0mm	ASPAMR-4940

Diameter	Cuff	Code
<b>R</b> Ø4.9	1.0mm	ASPAR-4910
	2.0mm	ASPAR-4920
	3.0mm	ASPAR-4930
	4.0mm	ASPAR-4940

Bone level Type

# Angled Screw Abutment\_Hex

- Two-piece and Screw-retained prosthetic component
- Same platform type as Screw abutment
- Angle compensation up to 108°



**Packing unit : Abutment + Abutment screw (AASAS)**

Diameter	Angled	Cuff	Code
<b>M</b> Ø4.9	17°	2.7mm	AASAMH-4917
	30°	1.6mm	AASAMH-4930

Diameter	Angled	Cuff	Code
<b>R</b> Ø4.9	17°	2.3mm	AASAH-4917
	30°	1.4mm	AASAH-4930

# Angled Screw Abutment\_Non-Hex

- Two-piece and Screw-retained prosthetic component
- Same platform type as Screw abutment
- Angle compensation up to 108°



**Packing unit : Abutment + Abutment screw (AASAS)**

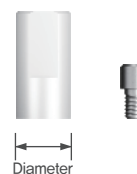
Diameter	Angled	Cuff	Code
M Ø4.9	17°	2.7mm	AASAM-4917
	30°	1.6mm	AASAM-4930

Diameter	Angled	Cuff	Code
R Ø4.9	17°	2.3mm	AASA-4917
	30°	1.4mm	AASA-4930

Bone level Type

# Screw Scan Body

- Use Snucone official library
- Screw abutment level scanning
- Fit with a Screw abutment

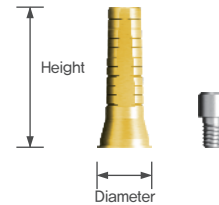


**Packing unit : Scan body + Retain screw (ASIRS-14)**

Diameter	Code
Ø4.9	ASSB

# Screw Ti-Cylinder

- Use in two different ways (Digital&Analog)
- Fit with a screw abutment
- Recommended tightening torque: 20Ncm

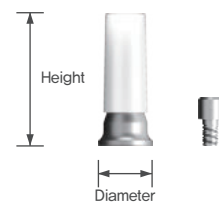


**Packing unit : Cylinder + Retain screw (ASIRS-14)**

Diameter	Height	Code
Ø4.9	12.7mm	ASITCN-49-FA

# Screw CCM Cylinder

- Screw-retained prosthetic component
- Fit with a screw abutment
- Recommended tightening torque: 20Ncm



**Packing unit : Cylinder + Retain screw (ASIRS-14)**

Diameter	Height	Code
Ø4.9	12.0mm	ASICCN-49

## Screw Impression Coping \_Pick-Up

- For open-tray impression
- Screw abutment level impression

**Packing unit: Impression coping + Impression coping screw  
(ASISP-200)**

Diameter	Code
Ø4.9	ASCIPN-49




Bone level Type

## Screw Impression Coping \_Transfer

- For closed-tray impression
- Screw abutment level impression

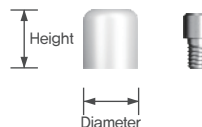
**Packing unit: Impression coping + Impression coping screw**

Diameter	Code
Ø4.9	ASITN-49



# Screw Comfort Cap

- Fit with a Screw abutment
- Use a 1,2 hex driver

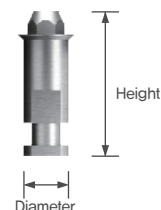


**Packing unit : Comfort cap + Retain screw (ASIRS-14)**

Diameter	Height	Code
Ø4.9	5.0mm	ASICC-49

# Screw Lab Analog

- Lab analog for Screw abutment platform
- Use in two different ways (Digital&Analog)
- Use Snucone official library

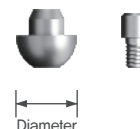


Bone level Type

Diameter	Height	Code
Ø4.9	13.2mm	ASIA-49

# Screw Polishing Protector

- Fit with a Screw abutment
- Use a 1,2 hex driver

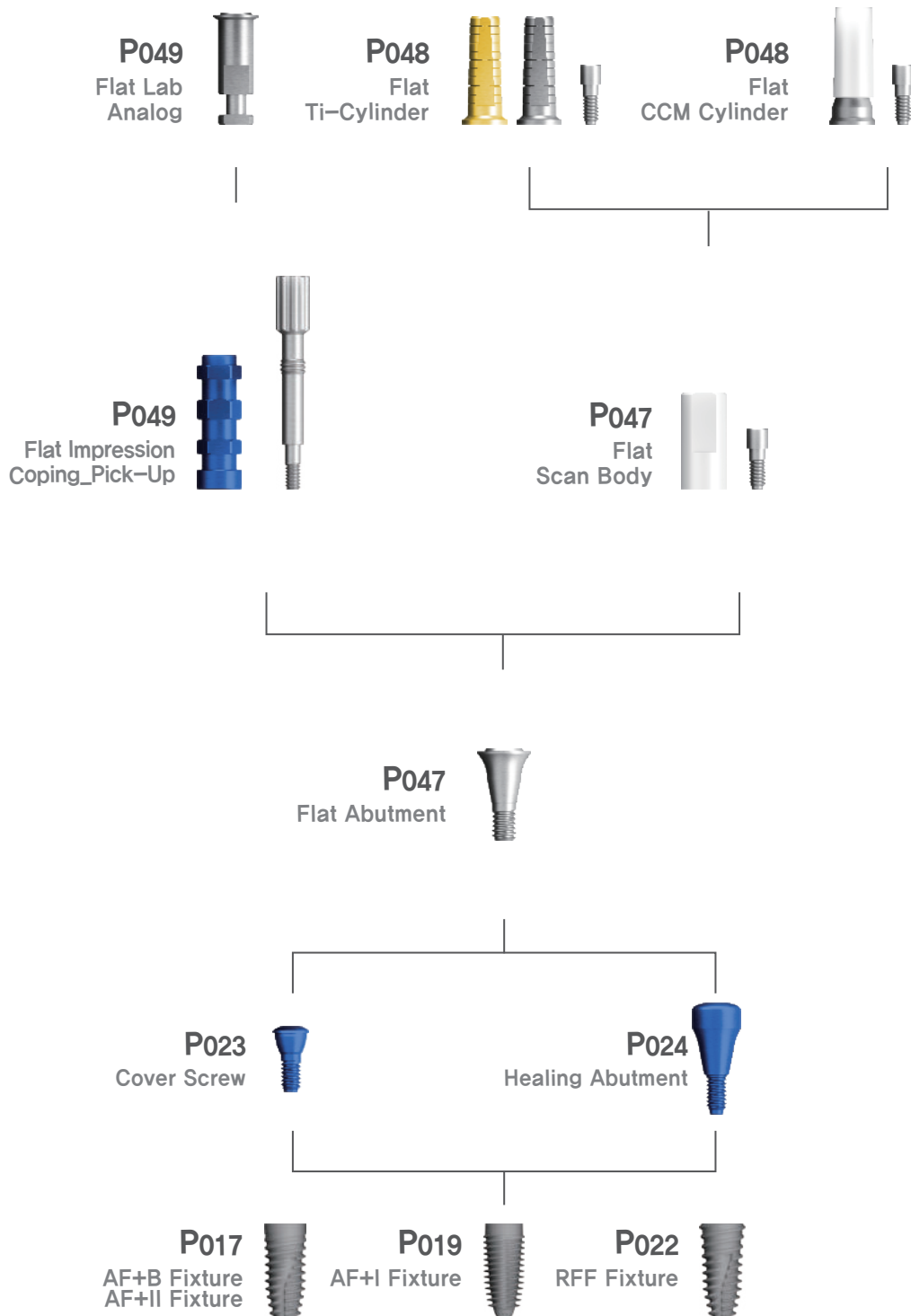


**Packing unit : Polishing protector + Retain screw (ASIRS-14)**

Diameter	Code
Ø4.9	ASIPP-49

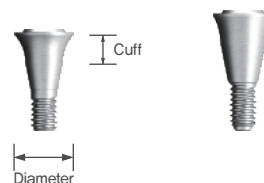
# Prosthetic Flow Diagram Flat Abutment system

Bone level Type



# Flat Abutment

- Screw-retained prosthetic component
- Specialize for combination prosthetics
- Use a Flat abutment driver (AFAD)
- Angle compensation up to 60°



Diameter	Cuff	Code
M Ø4.5	1.5mm	AFAMR-4515
	2.5mm	AFAMR-4525
	3.5mm	AFAMR-4535
	4.5mm	AFAMR-4545

Diameter	Cuff	Code
R Ø4.5	1.5mm	AFAR-4515
	2.5mm	AFAR-4525
	3.5mm	AFAR-4535
	4.5mm	AFAR-4545

# Flat Scan Body

- Use Snucone official library
- Flat abutment level scanning
- Fit with a Flat abutment

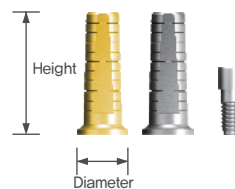
**Packing unit : Scan body + Retain screw (ASIRS-16L)**



Diameter	Code
Ø4.5	AFSB

## Flat Ti-Cylinder

- Use in two different ways (Digital&Analog)
- Fit with a Flat abutment
- Recommended tightening torque: 20Ncm

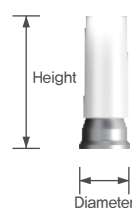


**Packing unit : Cylinder + Retain screw (ASIRS-16L)**

Diameter	Height	Code
Ø4.5	10.9mm	ASITCNF-45-FA, ASITCNF-45

## Flat CCM Cylinder

- Screw-retained prosthetic component
- Fit with a Flat abutment
- Recommended tightening torque: 20Ncm




**Packing unit : Cylinder + Retain screw (ASIRS-16L)**

Diameter	Height	Code
Ø4.5	12.0mm	ASICCNF-45

# Flat Impression Coping \_Pick-Up

- For open-tray impression
- Fit with a Flat abutment

**Packing unit: Impression coping + Impression coping screw (AFISP)**

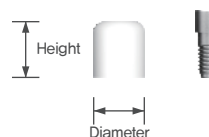


Diameter	Code
Ø4.5	ASCIPNF-45

# Flat Comfort Cap

- Fit with a Flat abutment
- Use a 1,2 hex driver

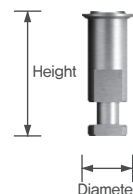
**Packing unit : Comfort cap + Retain screw (ASIRS-16L)**



Diameter	Height	Code
Ø4.5	5.0mm	ASICCF-45

# Flat Lab Analog

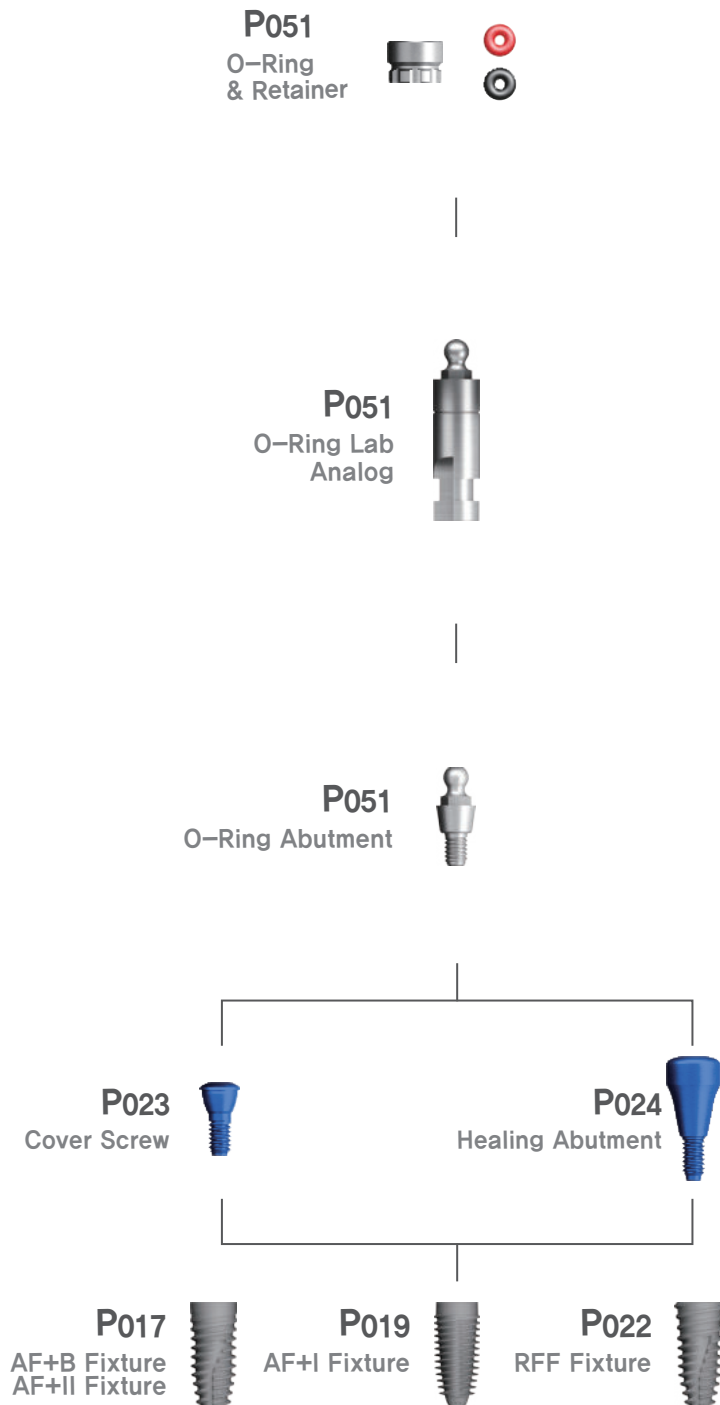
- Lab analog for Flat abutment system
- Use in two different ways (Digital&Analog)
- Use Snucone official library



Diameter	Height	Code
Ø4.5	11.25mm	ASIAF-45

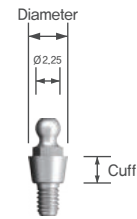
# Prosthetic Flow Diagram O-Ring Abutment system

Bone level Type



# O-Ring Abutment

- Overdenture prosthetic component with O-ring abutment system
- Angle compensation up to 20°
- Use an O-ring driver (OD-L)
- Recommended tightening torque: 25Ncm

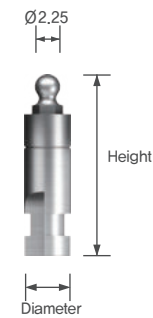


Diameter	Cuff	Code
M Ø2.9	0.5mm	AOAMR-2805
M Ø4.0	2.0mm	AOAMR-4020
M Ø4.0	4.0mm	AOAMR-4040

Diameter	Cuff	Code
R Ø3.4	0.5mm	AOAR-3405
R Ø4.5	2.0mm	AOAR-4520
R Ø4.5	4.0mm	AOAR-4540

# O-Ring Lab Analog

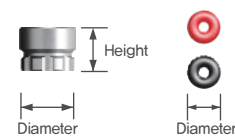
- Lab analog for O-ring abutment system



Diameter	Height	Code
Ø4.1	16.0mm	OLA

# O-Ring Retainer

- Use it for overdenture prosthesis



Diameter	Type	Height	Code
Ø5.5	Retainer	4.1mm	OR

Diameter	Type	Height	Code
Ø4.4	O-Ring	1.5mm	ORING

Bone level Type





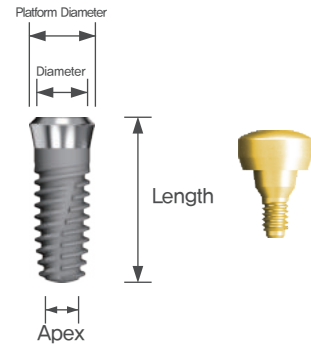
# Contents

<b>Tissue level Type</b> (8° tapered Octa)	EF Fixture	055
	Solid Abutment System	061
	Inocta Abutment System	064
	O-Ring Abutment System	070

# Excellent Fixture

## EF Fixture


- One-stage surgery with internal octa and 8° tapered connections
- German technology of S,L,A Surface treatment
- Double threaded design minimizes drilling
- Cutting edge and threaded design provide stable initial fixation, which can be necessary for early loading and immediate loading
- Recommended insert torque: Below 40Ncm



**Packing unit: Fixture + Cover screw**




<b>Cuff</b>		1.8
<b>Platform Diameter 4.8</b>		
<b>Octa 3.1/ Apex 3.0</b>		
Diameter	Length	Code
<b>3.1</b> Ø3.7	8,0mm	EF1.8-3708
	10,0mm	EF1.8-3710
	12,0mm	EF1.8-3712
	14,0mm	EF1.8-3714




<b>Cuff</b>		1.8
<b>Platform Diameter 4.8</b>		
<b>Octa 3.1/ Apex 3.4</b>		
Diameter	Length	Code
<b>3.1</b> Ø4.1	7,0mm	EF1.8-4107
	8,0mm	EF1.8-4108
	10,0mm	EF1.8-4110
	12,0mm	EF1.8-4112
	14,0mm	EF1.8-4114


Tissue level Type



<b>Cuff</b>	1.8	
<b>Platform Diameter 4.8</b>		
Octa 3,1/ Apex 4.1		
Diameter	Length	Code
3.1 Ø4.8	7,0mm	EF1.8-4807
	8,0mm	EF1.8-4808
	10,0mm	EF1.8-4810
	12,0mm	EF1.8-4812
	14,0mm	EF1.8-4814



<b>Cuff</b>	1.8	
<b>Platform Diameter 6.0</b>		
Octa 3,1/ Apex 4.6		
Diameter	Length	Code
3.1 Ø5.3	7,0mm	EF1.8-5307
	8,0mm	EF1.8-5308
	10,0mm	EF1.8-5310
	12,0mm	EF1.8-5312
	14,0mm	EF1.8-5314



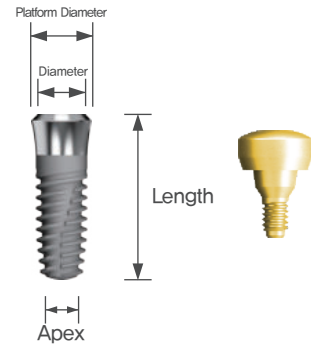
<b>Cuff</b>	1.8	
<b>Platform Diameter 6.0</b>		
Octa 3,1/ Apex 5.1		
Diameter	Length	Code
3.1 Ø5.8	7,0mm	EF1.8-5807
	8,0mm	EF1.8-5808
	10,0mm	EF1.8-5810
	12,0mm	EF1.8-5812
	14,0mm	EF1.8-5814

Tissue level Type

# Excellent Fixture

## EF Fixture


- One-stage surgery with internal octa and 8° tapered connections
- German technology of S,L,A Surface treatment
- Double threaded design minimizes drilling
- Cutting edge and threaded design provide stable initial fixation, which can be necessary for early loading and immediate loading
- Recommended insert torque: Below 40Ncm



**Packing unit: Fixture + Cover screw**




Cuff		2.8
Platform Diameter 4.8		
Octa 3.1/ Apex 3.0		
Diameter	Length	Code
3.1 Ø3.7	8.0mm	EF2.8-3708
	10.0mm	EF2.8-3710
	12.0mm	EF2.8-3712
	14.0mm	EF2.8-3714

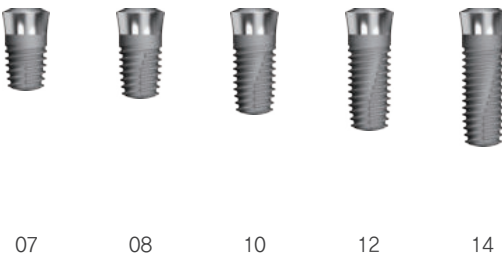


Cuff		2.8
Platform Diameter 4.8		
Octa 3.1/ Apex 3.4		
Diameter	Length	Code
3.1 Ø4.1	7.0mm	EF2.8-4107
	8.0mm	EF2.8-4108
	10.0mm	EF2.8-4110
	12.0mm	EF2.8-4112
	14.0mm	EF2.8-4114


Tissue level Type



<b>Cuff</b>	2.8	
<b>Platform Diameter 4.8</b>		
<b>Octa 3,1/ Apex 4.1</b>		
Diameter	Length	Code
3.1 Ø4.8	7,0mm	EF2,8-4807
	8,0mm	EF2,8-4808
	10,0mm	EF2,8-4810
	12,0mm	EF2,8-4812
	14,0mm	EF2,8-4814



<b>Cuff</b>	2.8	
<b>Platform Diameter 6.0</b>		
<b>Octa 3,1/ Apex 4.6</b>		
Diameter	Length	Code
3.1 Ø5.3	7,0mm	EF2,8-5307
	8,0mm	EF2,8-5308
	10,0mm	EF2,8-5310
	12,0mm	EF2,8-5312
	14,0mm	EF2,8-5314

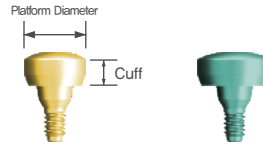


<b>Cuff</b>	2.8	
<b>Platform Diameter 6.0</b>		
<b>Octa 3,1/ Apex 5.1</b>		
Diameter	Length	Code
3.1 Ø5.8	7,0mm	EF2,8-5807
	8,0mm	EF2,8-5808
	10,0mm	EF2,8-5810
	12,0mm	EF2,8-5812
	14,0mm	EF2,8-5814

Tissue level Type

# Cover Screw

- Included in the fixture package
- Use a 1,2 hex driver
- Recommended tightening torque: 8Ncm



Platform Diameter	Cuff	Code
Ø4.8	2.0mm	EICS-4820
Ø6.0	2.0mm	EICS-6020

Tissue level Type

# Closing Screw

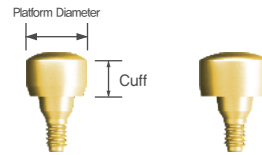
- Use when adjacent space is limited
- Use a 1,2 hex driver
- Recommended tightening torque: 8Ncm



Code
EICS-4800

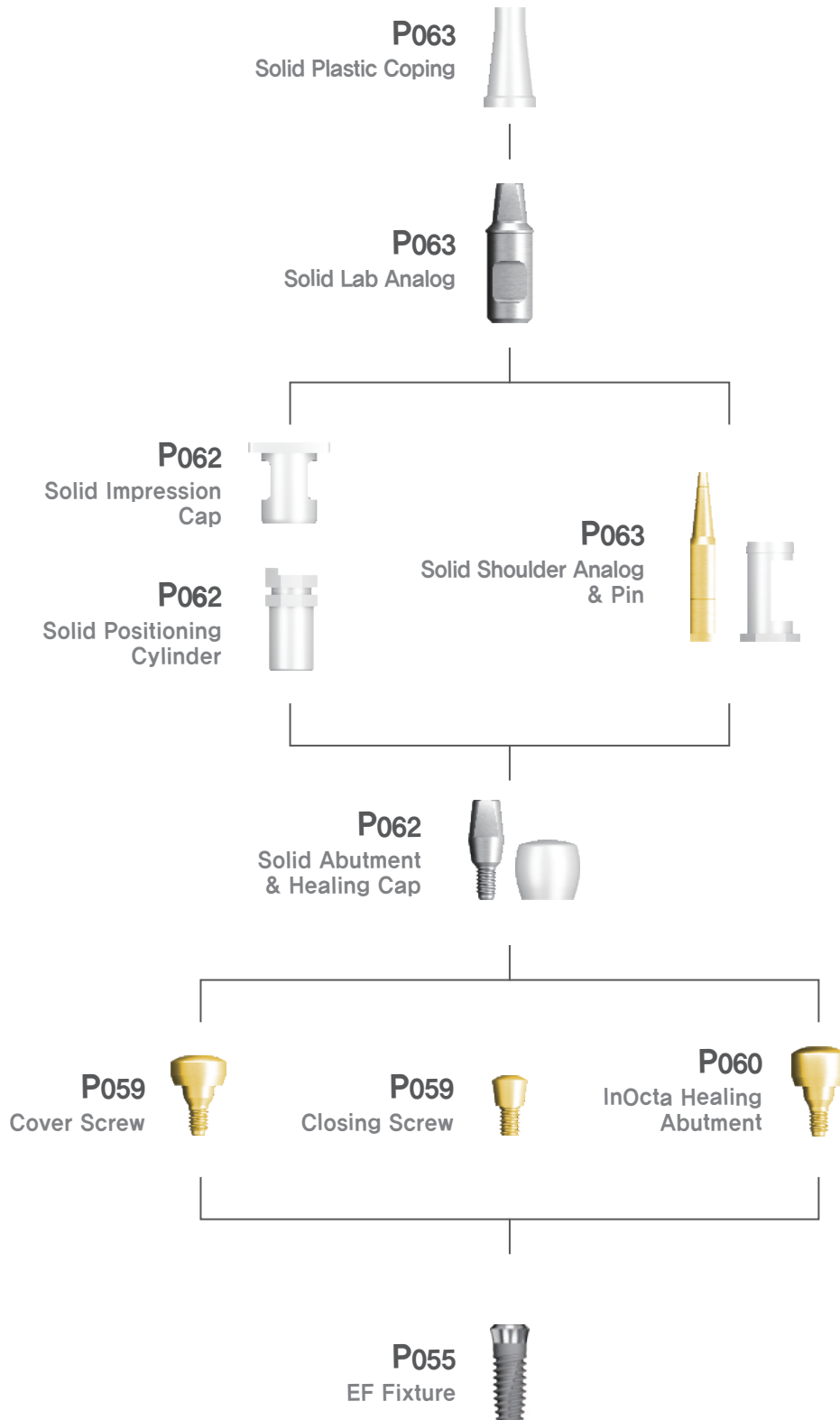
# InOcta Healing Abutment

- Use a 1,2 hex driver
- Recommended tightening torque: 5~10Ncm




Platform Diameter	Cuff	Code	Platform Diameter	Cuff	Code
Ø4.8	3.3mm	EIHA-4830	Ø6.0	3.3mm	EIHA-6030
	4.3mm	EIHA-4840		4.3mm	EIHA-6040
	5.8mm	EIHA-4855		5.8mm	EIHA-6055

# Prosthetic Flow Diagram Solid Abutment System



# Solid Abutment & Healing Cap

- Cement-retained prosthetic component
- Two different platforms are available (Ø4.8, Ø6.0)
- Recommended tightening torque: 20~35Ncm



**Packing unit: Solid abutment + Healing cap**

Diameter	Height	Code (Abutment)	Code (Healing Cap)	Diameter	Height	Code (Abutment)	Code (Healing Cap)
Ø3.5	4.0mm	ESA-40	ESHC-40	Ø4.3	4.0mm	EWSA-40	EWSHC-40
	5.5mm	ESA-55	ESHC-55		5.5mm	EWSA-55	EWSHC-55
	7.0mm	ESA-70	ESHC-70		7.0mm	EWSA-70	EWSHC-70

Tissue level Type

# Solid Impression Cap

- Use when removing solid abutment in impression step
- Use with solid shoulder analog



Platform Diameter	Code
Ø4.8	ESIC-48

# Solid Positioning Cylinder

- Use in taking impression when solid impression cap is attached



Platform Diameter	Code
Ø4.8	ESPC-48

# Solid Shoulder Analog & Pin

- Use when removing solid abutment
- Use with solid shoulder analog

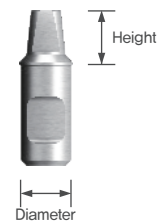


**Packing unit: Solid shoulder analog + Pin**

Platform Diameter	Code
Ø4.8	ESSAP

# Solid Lab Analog

- Lab analog for solid abutment system
- Three different sizes are available (Height 4.0, 5.5, 7.0)



Diameter	Height	Code
Ø4.8	4.0mm	ESLA-40
	5.5mm	ESLA-55
	7.0mm	ESLA-70

# Solid Plastic Coping

- Use as a prosthetic framework by installing solid lab analog



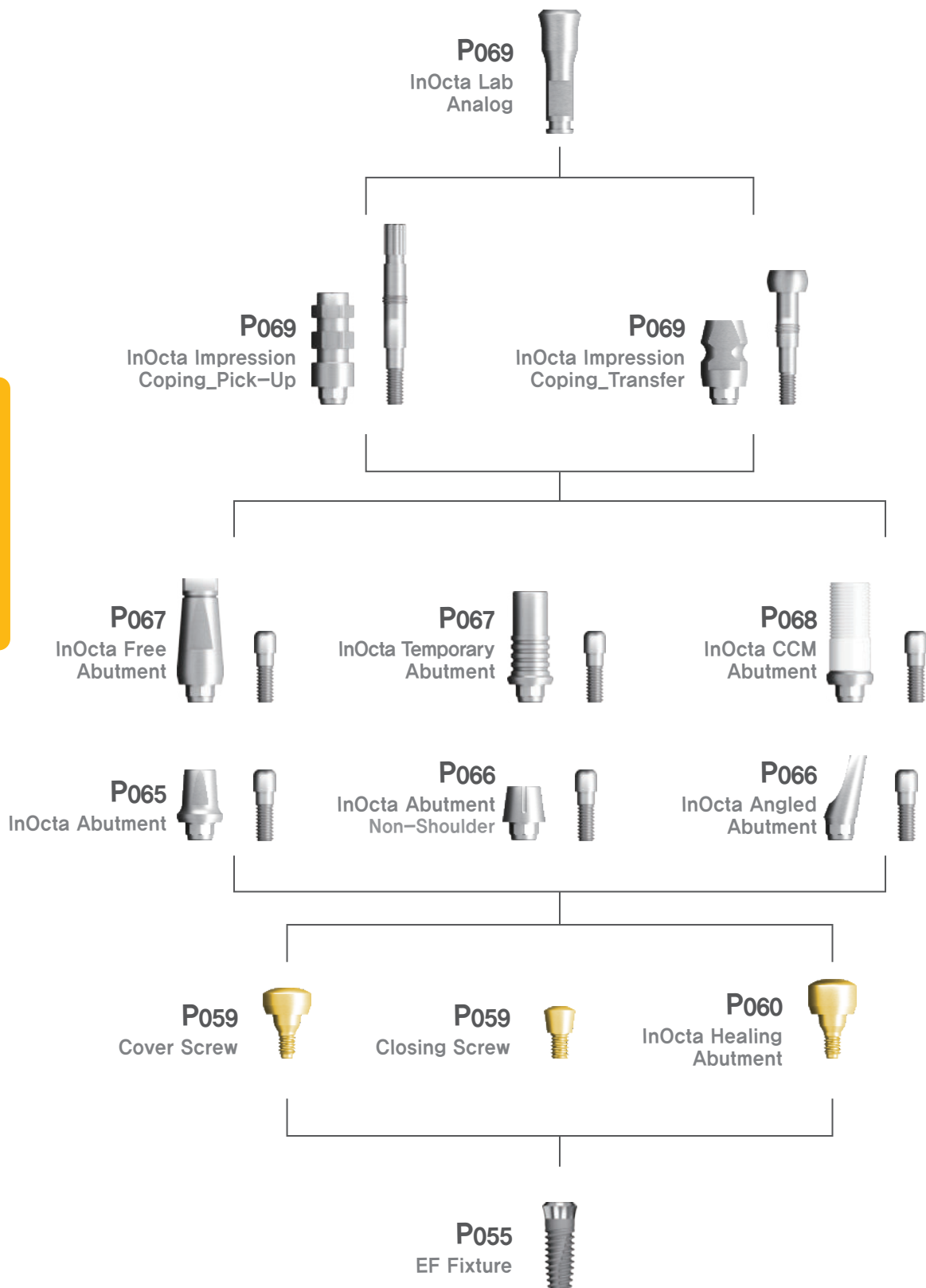
Diameter	Type	Code
Ø4.8	Single	ESPCS

Diameter	Type	Code
Ø4.8	Bridge	ESPCB

Tissue level Type


# Prosthetic Flow Diagram InOcta Abutment System

Tissue level Type



# InOcta Abutment\_Octa

- Cement and two-piece retained prosthetic component
- Shoulder contacts with fixture platform area
- Recommended tightening torque: 20~35Ncm

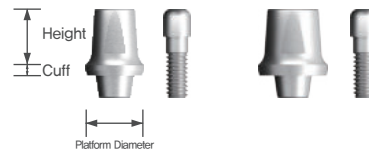


**Packing unit: Abutment + Abutment screw (EAS-80)**

Platform Diameter	Height	Cuff	Code	Platform Diameter	Height	Cuff	Code
3.1 Ø4.8	5.0mm	1.0mm	EIOA-4810-5	3.1 Ø6.0	5.0mm	1.0mm	EIOA-6010-5
		2.0mm	EIOA-4820-5			2.0mm	EIOA-6020-5
		3.0mm	EIOA-4830-5			3.0mm	EIOA-6030-5
		4.0mm	EIOA-4840-5			4.0mm	EIOA-6040-5
	7.0mm	1.0mm	EIOA-4810-7		7.0mm	1.0mm	EIOA-6010-7
		2.0mm	EIOA-4820-7			2.0mm	EIOA-6020-7
		3.0mm	EIOA-4830-7			3.0mm	EIOA-6030-7
		4.0mm	EIOA-4840-7			4.0mm	EIOA-6040-7

# InOcta Abutment\_Non-Octa

- Cement and two-piece retained prosthetic components
- Shoulder contacts with fixture platform area
- Recommended tightening torque: 20~35Ncm



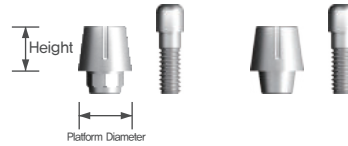
**Packing unit: Abutment + Abutment screw (EAS-80)**

Platform Diameter	Height	Cuff	Code	Platform Diameter	Height	Cuff	Code
3.1 Ø4.8	5.0mm	1.0mm	EINA-4810-5	3.1 Ø6.0	5.0mm	1.0mm	EINA-6010-5
		2.0mm	EINA-4820-5			2.0mm	EINA-6020-5
		3.0mm	EINA-4830-5			3.0mm	EINA-6030-5
		4.0mm	EINA-4840-5			4.0mm	EINA-6040-5
	7.0mm	1.0mm	EINA-4810-7		7.0mm	1.0mm	EINA-6010-7
		2.0mm	EINA-4820-7			2.0mm	EINA-6020-7
		3.0mm	EINA-4830-7			3.0mm	EINA-6030-7
		4.0mm	EINA-4840-7			4.0mm	EINA-6040-7

Tissue level Type

# InOcta(Non-Shoulder) Abutment

- Cement and two-piece retained prosthetic component
- Use a 1.2 hex driver
- Recommended tightening torque: 20~35Ncm



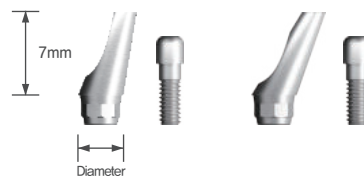
**Packing unit: Abutment + Abutment screw (EAS-80)**

Platform Diameter	Height	Octa	Code	Platform Diameter	Height	Octa	Code
3.1 Ø4.8	4.0mm	Octa	EIOA-4800-4	3.1 Ø4.8	4.0mm	Non-Octa	EINA-4800-4
	5.0mm		EIOA-4800-5		EINA-4800-5		
	7.0mm		EIOA-4800-7		EINA-4800-7		

Tissue level Type

# InOcta Angled Abutment

- Cement and two-piece retained prosthetic component
- Two different angulations exist (15°, 25°)
- Use a 1.2 hex driver
- Recommended tightening torque: 20~35Ncm




**Packing unit: Abutment + Abutment screw**

(15° : EAS-15, 25° : EAS-25)

Diameter	Angled	Code
3.1 Ø3.8	15°	EIAA-15
	25°	EIAA-25

# InOcta Free Abutment

- Cement and two-piece retained prosthetic component
- Customize from milling in the lab
- Use a 1.2 hex driver
- Recommended tightening torque: 20~35Ncm



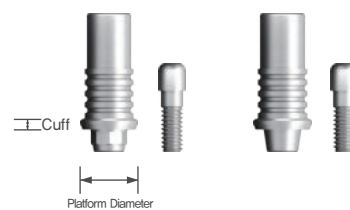
**Packing unit: Abutment + Abutment screw (EAS-80)**

Platform Diameter	Octa	Code
3.1 Ø4.8	Octa	EIFOA

Platform Diameter	Octa	Code
3.1 Ø4.8	Non-Octa	EIFNA

# InOcta Temporary Abutment

- Cement and two-piece retained prosthetic component
- Customize from milling in the lab
- Fixture level impression
- Use a 1.2 hex driver
- Recommended tightening torque: 20~35Ncm




**Packing unit: Abutment + Abutment screw (EAS-80)**

Platform Diameter	Octa	Cuff	Code
3.1 Ø4.8	Octa	1.0mm	EITOA-10
		2.0mm	EITOA-20
		3.0mm	EITOA-30

Platform Diameter	Octa	Cuff	Code
3.1 Ø4.8	Non-Octa	1.0mm	EITNA-10
		2.0mm	EITNA-20
		3.0mm	EITNA-30

# InOcta CCM Abutment

- Cement and two-piece retained prosthetic component
- Customized prosthesis cast with chrome-cobalt
- Fixture level impression
- Use a 1.2 hex driver
- Recommended tightening torque: 20~35Ncm



**Packing unit: Abutment + Abutment screw (EAS-80)**

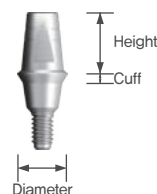
Platform Diameter	Octa	Code
3.1 Ø4.8	Octa	EICOA-48
3.1 Ø6.0		EICOA-60

Platform Diameter	Octa	Code
3.1 Ø4.8	Non-Octa	EICNA-48
3.1 Ø6.0		EICNA-60

Tissue level Type

# Platform Switching Abutment

- Cement-retained Prosthetic component.
- Three different platforms are available (Ø4.5, Ø5.5, Ø6.5)
- Use a 1.2 hex driver
- Recommended tightening torque: 20~35Ncm



Diameter	Height	Cuff	Code
Ø4.5	5.5mm	1.0mm	EPSA-4510
		1.5mm	EPSA-4515
		2.5mm	EPSA-4525
		3.5mm	EPSA-4535
		4.5mm	EPSA-4545
		5.5mm	EPSA-4555

Diameter	Height	Cuff	Code
Ø5.5	5.5mm	1.0mm	EPSA-5510
		1.5mm	EPSA-5515
		2.5mm	EPSA-5525
		3.5mm	EPSA-5535
		4.5mm	EPSA-5545
		5.5mm	EPSA-5555
Ø6.5	5.5mm	1.0mm	EPSA-6510
		1.5mm	EPSA-6515
		2.5mm	EPSA-6525
		3.5mm	EPSA-6535
		4.5mm	EPSA-6545
		5.5mm	EPSA-6555

# InOcta Impression Coping \_Pick-Up

- For open tray impression
- Use a 1,2 hex driver

**Packing unit: Impression coping + Impression coping screw (EIICPS)**




Platform Diameter	Code
3.1 Ø4.8	EIICP-48
3.1 Ø6.0	EIICP-60

# InOcta Impression Coping \_Transfer

- For close tray impression
- Use a 1,2 hex driver

**Packing unit: Impression coping + Impression coping screw (EIICTS)**



Platform Diameter	Code
3.1 Ø4.8	EIICT-48
3.1 Ø6.0	EIICT-60

# InOcta Lab Analog

- Lab analog for InOcta abutment system

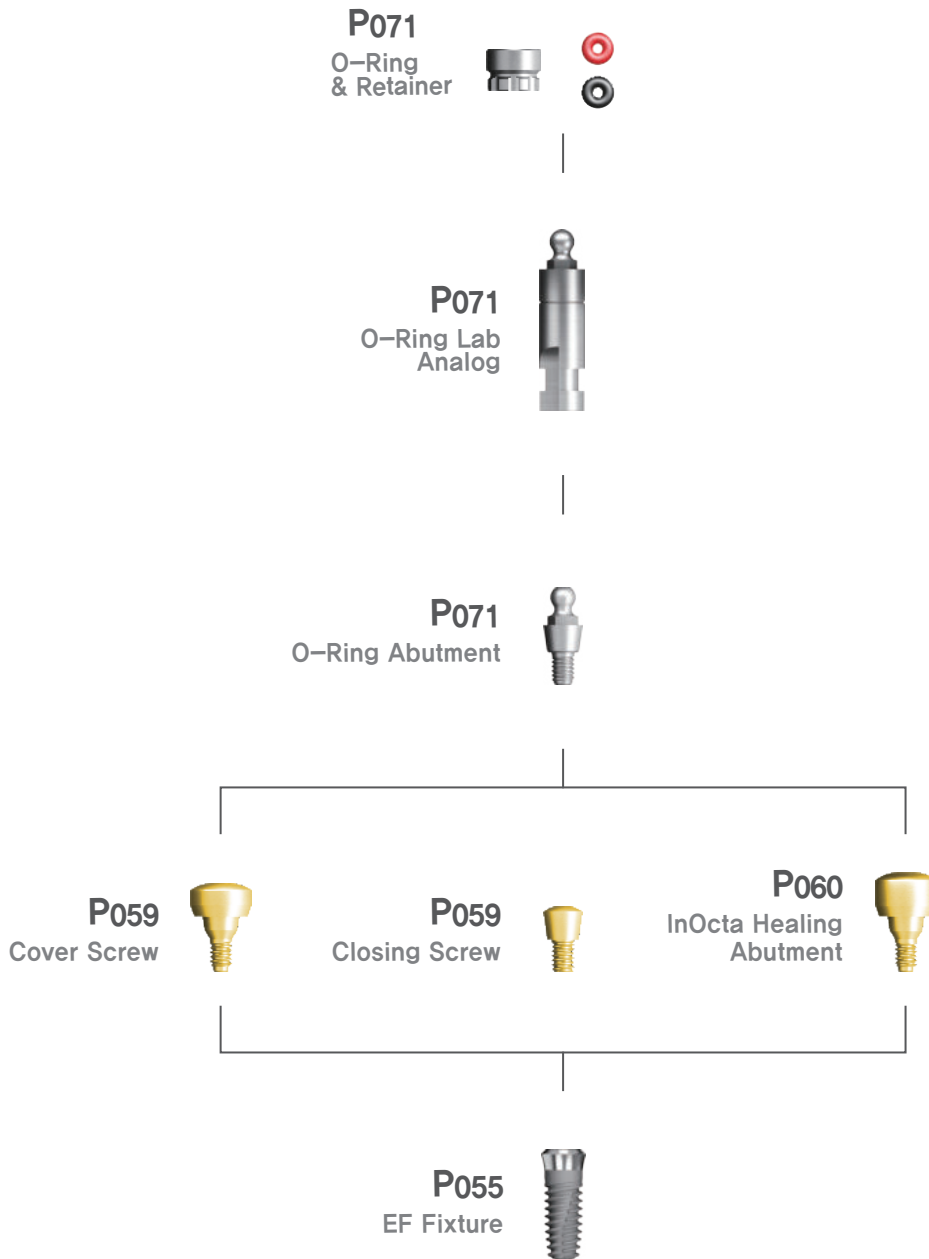


Platform Diameter	Code
3.1 Ø4.8	EILA-48
3.1 Ø6.0	EILA-60

Tissue level Type


# Prosthetic Flow Diagram O-Ring Abutment System

Tissue level Type



# O-Ring Abutment

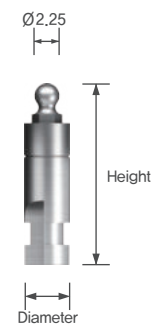
- Overdenture prosthetic component with O-ring abutment system
- Angle compensation up to 20°
- Use an O-ring driver (OD-L)



Diameter	Cuff	Code
Ø3.5	0.0mm	EORA-00
	2.0mm	EORA-20
	4.0mm	EORA-40

# O-Ring Lab Analog

- Lab analog for O-ring abutment system

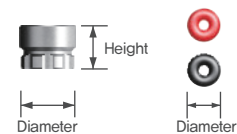


Diameter	Height	Code
Ø4.1	16.0mm	OLA

Tissue level Type

# O-Ring Retainer

- Use it for overdenture prosthesis



Diameter	Type	Height	Code
Ø5.5	Retainer	4.1mm	OR

Diameter	Type	Height	Code
Ø4.4	O-Ring	1.5mm	ORING





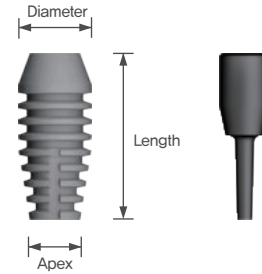
# Contents

<b>Bone level Type</b> (1.5° Locking Tapered)	FF Fixture	075
	RF Fixture	078
	Locking Abutment System	085
	O-Ring Abutment System	101


# Fin Fixture

## FF Fixture


- Submerged type fixture with 1,5° locking tapered conical connection
- Horizontal pitch design leads to optimize stress distribution
- Wedge shaped connection structure provides free of microbial leakage
- Sloping shoulder provides flexibility at the time of implant placement and space for impressive bone maintenance
- Recommended insert torque: Not available



**Packing unit: Fixture + Healing plug**




Post		2.0
Apex 1.95		
Diameter	Length	Code
2.0 Ø3.25	8,0mm	FF2-3208
	10,0mm	FF2-3210
	12,0mm	FF2-3212
	14,0mm	FF2-3214




Post		2.0
Apex 2.2		
Diameter	Length	Code
2.0 Ø3.5	8,0mm	FF2-3508
	10,0mm	FF2-3510
	12,0mm	FF2-3512
	14,0mm	FF2-3514

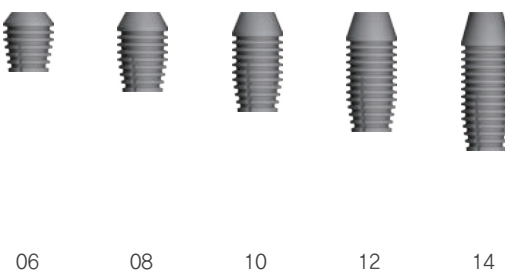
Bone level Type



Post		2.0
Apex 2.7		
Diameter	Length	Code
2.0 Ø4.0	8.0mm	FF2-4008
	10.0mm	FF2-4010
	12.0mm	FF2-4012
	14.0mm	FF2-4014

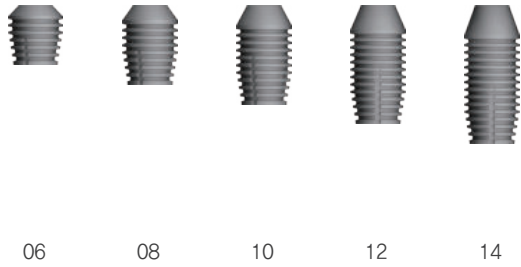


Post		3.0
Apex 3.2		
Diameter	Length	Code
3.0 Ø4.5	8.0mm	FF3-4508
	10.0mm	FF3-4510
	12.0mm	FF3-4512
	14.0mm	FF3-4514

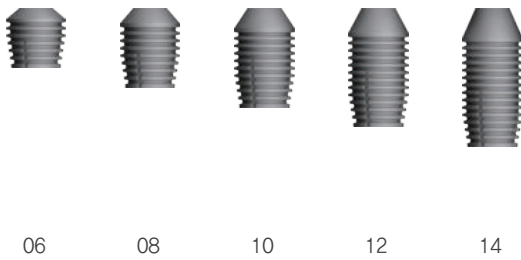


Post		3.0
Apex 3.7		
Diameter	Length	Code
3.0 Ø5.0	6.0mm	FF3-5006
	8.0mm	FF3-5008
	10.0mm	FF3-5010
	12.0mm	FF3-5012
	14.0mm	FF3-5014

Bone level Type



Post		3.0
Apex 4.2		
Diameter	Length	Code
3.0 Ø5.5	6.0mm	FF3-5506
	8.0mm	FF3-5508
	10.0mm	FF3-5510
	12.0mm	FF3-5512
	14.0mm	FF3-5514



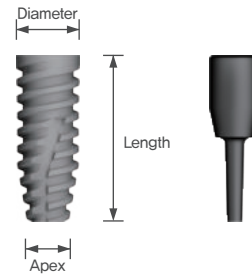
Post		3.0
Apex 4.7		
Diameter	Length	Code
3.0 Ø6.0	6.0mm	FF3-6006
	8.0mm	FF3-6008
	10.0mm	FF3-6010
	12.0mm	FF3-6012
	14.0mm	FF3-6014

Bone level Type

# Rapid Fixture


## RF Fixture

- Submerged type fixture with 1.5° locking tapered conical connection
- Horizontal pitch design leads to optimize stress distribution
- Wedge shaped connection structure provides free of microbial leakage
- Sloping shoulder provides flexibility at the time of implant placement and space for impressive bone maintenance
- Recommended insert torque: Below 40Ncm




Packing unit: Fixture + Healing plug


Bone level Type




Post		2.3
Apex 1.8		
Diameter	Length	Code
2.3 Ø3.5	8.0mm	RF2.3-3508
	10.0mm	RF2.3-3510
	12.0mm	RF2.3-3512
	14.0mm	RF2.3-3514



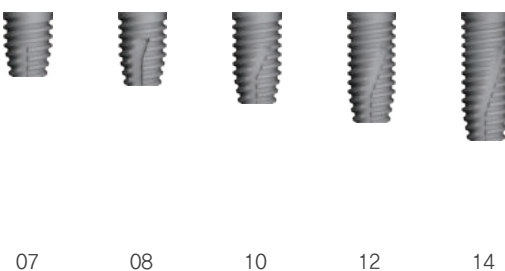
Post		2.3
Apex 1.8		
Diameter	Length	Code
2.3 Ø3.8	8.0mm	RF2.3-3808
	10.0mm	RF2.3-3810
	12.0mm	RF2.3-3812
	14.0mm	RF2.3-3814



Post		3.0
Apex 2.8		
Diameter	Length	Code
3.0 Ø4.3	7.0mm	RF3-4307
	8.0mm	RF3-4308
	10.0mm	RF3-4310
	12.0mm	RF3-4312
	14.0mm	RF3-4314

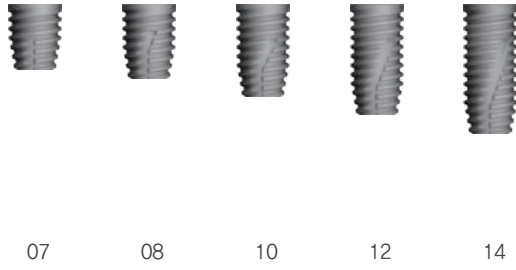


Post		3.0
Apex 2.8		
Diameter	Length	Code
3.0 Ø4.8	7.0mm	RF3-4807
	8.0mm	RF3-4808
	10.0mm	RF3-4810
	12.0mm	RF3-4812
	14.0mm	RF3-4814



Post		3.0
Apex 3.3		
Diameter	Length	Code
3.0 Ø5.3	7.0mm	RF3-5307
	8.0mm	RF3-5308
	10.0mm	RF3-5310
	12.0mm	RF3-5312
	14.0mm	RF3-5314

Bone level Type



Post		3.0
Apex 3.8		
Diameter	Length	Code
3.0 Ø5.8	7.0mm	RF3-5807
	8.0mm	RF3-5808
	10.0mm	RF3-5810
	12.0mm	RF3-5812
	14.0mm	RF3-5814

Bone level Type

# Healing Plug

- Insert the plug into the fixture with hands
- Cut the desired length using the bone cutter



Post	Code
2.0 Ø2.0	ICS-20
2.3 Ø2.3	ICS-23
3.0 Ø3.0	ICS-30

# Cover Screw

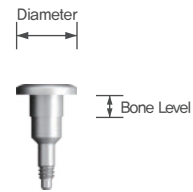
- Use a 1,2 hex driver
- Recommended tightening torque: 8Ncm



Diameter	Code
2.3 Ø2.3	SC2,3
3.0 Ø3.0	SC3

# Sinus Healing Abutment \_Post 3.0 (Common)

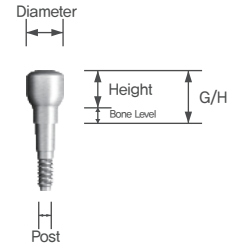
- After inserting Fin fixture on the sinus floor, tighten it to the fixture
- Use a 1.2 hex driver
- Recommended tightening torque: 5~10Ncm



Diameter	Bone Level	Code	Diameter	Bone Level	Code
3.0 Ø5.5	0.0mm	SHA3-550	3.0 Ø6.5	0.0mm	SHA3-650
	1.0mm	SHA3-551		1.0mm	SHA3-651
	2.0mm	SHA3-552		2.0mm	SHA3-652
	3.0mm	SHA3-553		3.0mm	SHA3-653
	4.0mm	SHA3-554		4.0mm	SHA3-654
	5.0mm	SHA3-555		5.0mm	SHA3-655

# Healing Abutment \_Post 2.0 (FF Only)

- Use a 1.2 hex driver
- Recommended tightening torque: 5~10Ncm



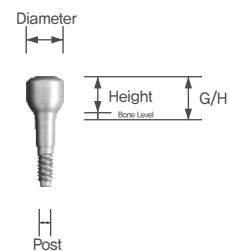
Diameter	Height	Bone Level	G/H	Code
2.0 Ø3.5	4.0mm	0.0mm	4.0mm	CHA2-35040
		1.0mm	5.0mm	CHA2-35140
		2.0mm	6.0mm	CHA2-35240
		3.0mm	7.0mm	CHA2-35340
		4.0mm	8.0mm	CHA2-35440
		5.0mm	9.0mm	CHA2-35540

Diameter	Height	Bone Level	G/H	Code
2.0 Ø5.0	4.0mm	0.0mm	4.0mm	CHA2-50040
		1.0mm	5.0mm	CHA2-50140
		2.0mm	6.0mm	CHA2-50240
		3.0mm	7.0mm	CHA2-50340
		4.0mm	8.0mm	CHA2-50440
		5.0mm	9.0mm	CHA2-50540

Bone level Type

# Healing Abutment \_Post 2.3 (RF Only)

- Use a 1.2 hex driver
- Recommended tightening torque: 5~10Ncm

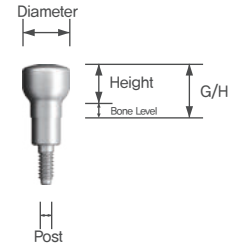


Diameter	Height	Bone Level	G/H	Code
2.3 Ø3.5	4.0mm	0.0mm	4.0mm	CHA2,3-35040
		1.0mm	5.0mm	CHA2,3-35140
		2.0mm	6.0mm	CHA2,3-35240
		3.0mm	7.0mm	CHA2,3-35340
		4.0mm	8.0mm	CHA2,3-35440
		5.0mm	9.0mm	CHA2,3-35540

Diameter	Height	Bone Level	G/H	Code
2.3 Ø5.0	4.0mm	0.0mm	4.0mm	CHA2,3-50040
		1.0mm	5.0mm	CHA2,3-50140
		2.0mm	6.0mm	CHA2,3-50240
		3.0mm	7.0mm	CHA2,3-50340
		4.0mm	8.0mm	CHA2,3-50440
		5.0mm	9.0mm	CHA2,3-50540

# Healing Abutment \_Post 3.0 (Common)

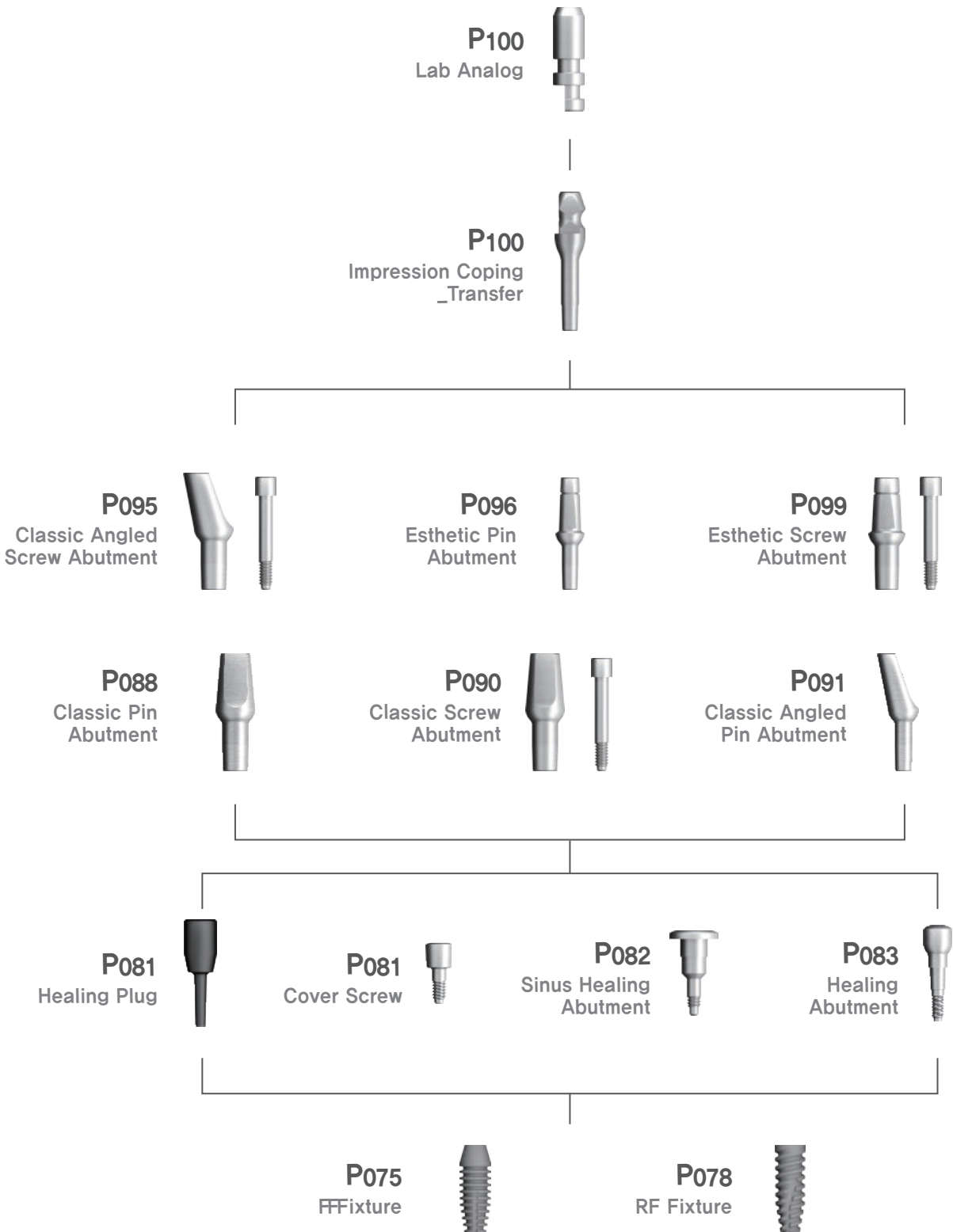
- Use a 1.2 hex driver
- Recommended tightening torque: 5~10Ncm



Bone level Type

Diameter	Height	Bone Level	G/H	Code	Diameter	Height	Bone Level	G/H	Code
3.0 Ø4.5	4.0mm	0.0mm	4.0mm	CHA3-45040	3.0 Ø6.5	4.0mm	0.0mm	4.0mm	CHA3-65040
		1.0mm	5.0mm	CHA3-45140			1.0mm	5.0mm	CHA3-65140
		2.0mm	6.0mm	CHA3-45240			2.0mm	6.0mm	CHA3-65240
		3.0mm	7.0mm	CHA3-45340			3.0mm	7.0mm	CHA3-65340
		4.0mm	8.0mm	CHA3-45440			4.0mm	8.0mm	CHA3-65440
		5.0mm	9.0mm	CHA3-45540			5.0mm	9.0mm	CHA3-65540
3.0 Ø5.5	4.0mm	0.0mm	4.0mm	CHA3-55040	3.0 Ø8.0	4.0mm	0.0mm	4.0mm	CHA3-80040
		1.0mm	5.0mm	CHA3-55140			1.0mm	5.0mm	CHA3-80140
		2.0mm	6.0mm	CHA3-55240			2.0mm	6.0mm	CHA3-80240
		3.0mm	7.0mm	CHA3-55340			3.0mm	7.0mm	CHA3-80340
		4.0mm	8.0mm	CHA3-55440			4.0mm	8.0mm	CHA3-80440
		5.0mm	9.0mm	CHA3-55540			5.0mm	9.0mm	CHA3-80540

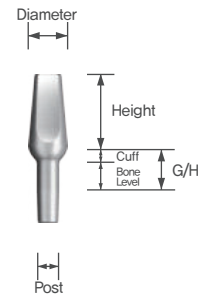
# Prosthetic Flow Diagram Locking Abutment System



Bone level Type

# Classic Pin Abutment \_Post 2.0 (FF Only)

- Use a mallet to fix the abutment into the inserted fixture
- Free margin cemented abutment
- Refer to the length of the bone level and choose the appropriate abutment to fit the height of gums



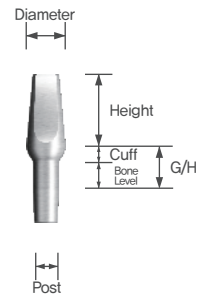
Diameter	Height	Cuff	Bone Level	G/H	Code
2.0 Ø3.5	6.5mm	2.0mm	0.0mm	2.0mm	CPA2-35065
			1.0mm	3.0mm	CPA2-35165
			2.0mm	4.0mm	CPA2-35265
			3.0mm	5.0mm	CPA2-35365
			4.0mm	6.0mm	CPA2-35465
			5.0mm	7.0mm	CPA2-35565
2.0 Ø3.5	9.0mm	2.0mm	0.0mm	2.0mm	CPA2-35090
			1.0mm	3.0mm	CPA2-35190
			2.0mm	4.0mm	CPA2-35290
			3.0mm	5.0mm	CPA2-35390
			4.0mm	6.0mm	CPA2-35490
			5.0mm	7.0mm	CPA2-35590

Diameter	Height	Cuff	Bone Level	G/H	Code
2.0 Ø5.0	6.5mm	2.0mm	0.0mm	2.0mm	CPA2-50065
			1.0mm	3.0mm	CPA2-50165
			2.0mm	4.0mm	CPA2-50265
			3.0mm	5.0mm	CPA2-50365
			4.0mm	6.0mm	CPA2-50465
			5.0mm	7.0mm	CPA2-50565

Bone level Type

# Classic Pin Abutment \_Post 2.3 (RF Only)

- Use a mallet to fix the abutment into the inserted fixture
- Free margin cemented abutment
- Refer to the length of the bone level and choose the appropriate abutment to fit the height of gums



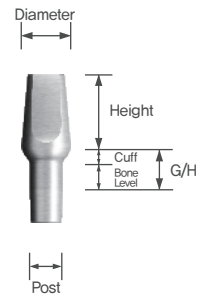
Diameter	Height	Cuff	Bone Level	G/H	Code
2.3 Ø3.5	6.5mm	2.0mm	0.0mm	2.0mm	CPA2.3-35065
			1.0mm	3.0mm	CPA2.3-35165
			2.0mm	4.0mm	CPA2.3-35265
			3.0mm	5.0mm	CPA2.3-35365
			4.0mm	6.0mm	CPA2.3-35465
			5.0mm	7.0mm	CPA2.3-35565
2.3 Ø3.5	9.0mm	2.0mm	0.0mm	2.0mm	CPA2.3-35090
			1.0mm	3.0mm	CPA2.3-35190
			2.0mm	4.0mm	CPA2.3-35290
			3.0mm	5.0mm	CPA2.3-35390
			4.0mm	6.0mm	CPA2.3-35490
			5.0mm	7.0mm	CPA2.3-35590

Diameter	Height	Cuff	Bone Level	G/H	Code
2.3 Ø5.0	6.5mm	2.0mm	0.0mm	2.0mm	CPA2.3-50065
			1.0mm	3.0mm	CPA2.3-50165
			2.0mm	4.0mm	CPA2.3-50265
			3.0mm	5.0mm	CPA2.3-50365
			4.0mm	6.0mm	CPA2.3-50465
			5.0mm	7.0mm	CPA2.3-50565

Bone level Type

# Classic Pin Abutment \_Post 3.0 (Common)

- Use a mallet to fix the abutment into the inserted fixture
- Free margin cemented abutment
- Refer to the length of the bone level and choose the appropriate abutment to fit the height of gums

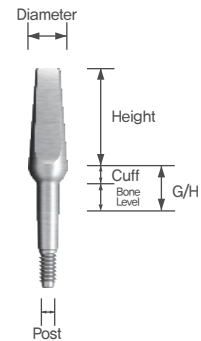


Bone level Type

Diameter	Height	Cuff	Bone Level	G/H	Code	Diameter	Height	Cuff	Bone Level	G/H	Code
3.0 Ø4.5	4.0mm	2.0mm	0.0mm	2.0mm	CPA3-45040	3.0 Ø5.5	4.0mm	3.0mm	0.0mm	3.0mm	CPA3-55040
			1.0mm	3.0mm	CPA3-45140				1.0mm	4.0mm	CPA3-55140
			2.0mm	4.0mm	CPA3-45240				2.0mm	5.0mm	CPA3-55240
			3.0mm	5.0mm	CPA3-45340				3.0mm	6.0mm	CPA3-55340
			4.0mm	6.0mm	CPA3-45440				4.0mm	7.0mm	CPA3-55440
			5.0mm	7.0mm	CPA3-45540				5.0mm	8.0mm	CPA3-55540
3.0 Ø4.5	6.5mm	2.0mm	0.0mm	2.0mm	CPA3-45065	3.0 Ø5.5	6.5mm	3.0mm	0.0mm	3.0mm	CPA3-55065
			1.0mm	3.0mm	CPA3-45165				1.0mm	4.0mm	CPA3-55165
			2.0mm	4.0mm	CPA3-45265				2.0mm	5.0mm	CPA3-55265
			3.0mm	5.0mm	CPA3-45365				3.0mm	6.0mm	CPA3-55365
			4.0mm	6.0mm	CPA3-45465				4.0mm	7.0mm	CPA3-55465
			5.0mm	7.0mm	CPA3-45565				5.0mm	8.0mm	CPA3-55565
3.0 Ø4.5	9.0mm	2.0mm	0.0mm	2.0mm	CPA3-45090	3.0 Ø6.5	4.0mm	3.0mm	0.0mm	3.0mm	CPA3-65040
			1.0mm	3.0mm	CPA3-45190				1.0mm	4.0mm	CPA3-65140
			2.0mm	4.0mm	CPA3-45290				2.0mm	5.0mm	CPA3-65240
			3.0mm	5.0mm	CPA3-45390				3.0mm	6.0mm	CPA3-65340
			4.0mm	6.0mm	CPA3-45490				4.0mm	7.0mm	CPA3-65440
			5.0mm	7.0mm	CPA3-45590				5.0mm	8.0mm	CPA3-65540
3.0 Ø6.5	6.5mm	3.0mm	0.0mm	3.0mm	CPA3-65065	3.0 Ø6.5	6.5mm	3.0mm	0.0mm	3.0mm	CPA3-65065
			1.0mm	4.0mm	CPA3-65165				1.0mm	4.0mm	CPA3-65165
			2.0mm	5.0mm	CPA3-65265				2.0mm	5.0mm	CPA3-65265
			3.0mm	6.0mm	CPA3-65365				3.0mm	6.0mm	CPA3-65365
			4.0mm	7.0mm	CPA3-65465				4.0mm	7.0mm	CPA3-65465
			5.0mm	8.0mm	CPA3-65565				5.0mm	8.0mm	CPA3-65565
3.0 Ø8.0	4.0mm	3.0mm	0.0mm	3.0mm	CPA3-80040	3.0 Ø8.0	4.0mm	3.0mm	0.0mm	3.0mm	CPA3-80040
			1.0mm	4.0mm	CPA3-80140				1.0mm	4.0mm	CPA3-80140
			2.0mm	5.0mm	CPA3-80240				2.0mm	5.0mm	CPA3-80240
			3.0mm	6.0mm	CPA3-80340				3.0mm	6.0mm	CPA3-80340
			4.0mm	7.0mm	CPA3-80440				4.0mm	7.0mm	CPA3-80440
			5.0mm	8.0mm	CPA3-80540				5.0mm	8.0mm	CPA3-80540

# Classic Screw Abutment \_Post 2.0 (FF Only)

- Use a 1.2 hex driver
- Recommended tightening torque: 20~35Ncm



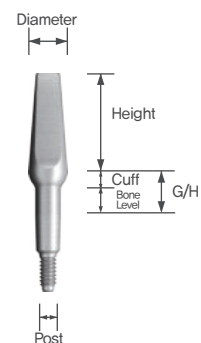
Diameter	Height	Cuff	Bone Level	G/H	Code
2.0 Ø3.5	9.0mm	2.0mm	0.0mm	2.0mm	CSA2-35090
			1.0mm	3.0mm	CSA2-35190
			2.0mm	4.0mm	CSA2-35290
			3.0mm	5.0mm	CSA2-35390
			4.0mm	6.0mm	CSA2-35490
			5.0mm	7.0mm	CSA2-35590

Diameter	Height	Cuff	Bone Level	G/H	Code
2.0 Ø5.0	9.0mm	2.0mm	0.0mm	2.0mm	CSA2-50090
			1.0mm	3.0mm	CSA2-50190
			2.0mm	4.0mm	CSA2-50290
			3.0mm	5.0mm	CSA2-50390
			4.0mm	6.0mm	CSA2-50490
			5.0mm	7.0mm	CSA2-50590

Bone level Type

# Classic Screw Abutment \_Post 2.3 (RF Only)

- Use a 1.2 hex driver
- Recommended tightening torque: 20~35Ncm

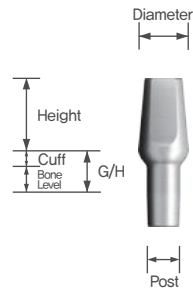


Diameter	Height	Cuff	Bone Level	G/H	Code
2.3 Ø3.5	9.0mm	2.0mm	0.0mm	2.0mm	CSA2.3-35090
			1.0mm	3.0mm	CSA2.3-35190
			2.0mm	4.0mm	CSA2.3-35290
			3.0mm	5.0mm	CSA2.3-35390
			4.0mm	6.0mm	CSA2.3-35490
			5.0mm	7.0mm	CSA2.3-35590

Diameter	Height	Cuff	Bone Level	G/H	Code
2.3 Ø5.0	9.0mm	2.0mm	0.0mm	2.0mm	CSA2.3-50090
			1.0mm	3.0mm	CSA2.3-50190
			2.0mm	4.0mm	CSA2.3-50290
			3.0mm	5.0mm	CSA2.3-50390
			4.0mm	6.0mm	CSA2.3-50490
			5.0mm	7.0mm	CSA2.3-50590

# Classic Screw Abutment \_Post 3.0 (Common)

- Use a 1.2 hex driver
- Recommended tightening torque: 20~35Ncm



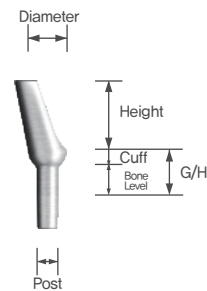
Packing unit: Abutment + Abutment screw

Bone level Type

Diameter	Height	Cuff	Bone Level	G/H	Code	Diameter	Height	Cuff	Bone Level	G/H	Code
3.0 Ø4.5	4.0mm	2.0mm	0.0mm	2.0mm	CSA3-45040	3.0 Ø5.5	4.0mm	3.0mm	0.0mm	3.0mm	CSA3-55040
			1.0mm	3.0mm	CSA3-45140				1.0mm	4.0mm	CSA3-55140
			2.0mm	4.0mm	CSA3-45240				2.0mm	5.0mm	CSA3-55240
			3.0mm	5.0mm	CSA3-45340				3.0mm	6.0mm	CSA3-55340
			4.0mm	6.0mm	CSA3-45440				4.0mm	7.0mm	CSA3-55440
			5.0mm	7.0mm	CSA3-45540				5.0mm	8.0mm	CSA3-55540
3.0 Ø4.5	6.5mm	2.0mm	0.0mm	2.0mm	CSA3-45065	3.0 Ø5.5	6.5mm	3.0mm	0.0mm	3.0mm	CSA3-55065
			1.0mm	3.0mm	CSA3-45165				1.0mm	4.0mm	CSA3-55165
			2.0mm	4.0mm	CSA3-45265				2.0mm	5.0mm	CSA3-55265
			3.0mm	5.0mm	CSA3-45365				3.0mm	6.0mm	CSA3-55365
			4.0mm	6.0mm	CSA3-45465				4.0mm	7.0mm	CSA3-55465
			5.0mm	7.0mm	CSA3-45565				5.0mm	8.0mm	CSA3-55565
3.0 Ø4.5	9.0mm	2.0mm	0.0mm	2.0mm	CSA3-45090	3.0 Ø6.5	4.0mm	3.0mm	0.0mm	3.0mm	CSA3-65040
			1.0mm	3.0mm	CSA3-45190				1.0mm	4.0mm	CSA3-65140
			2.0mm	4.0mm	CSA3-45290				2.0mm	5.0mm	CSA3-65240
			3.0mm	5.0mm	CSA3-45390				3.0mm	6.0mm	CSA3-65340
			4.0mm	6.0mm	CSA3-45490				4.0mm	7.0mm	CSA3-65440
			5.0mm	7.0mm	CSA3-45590				5.0mm	8.0mm	CSA3-65540
3.0 Ø6.5	6.5mm	3.0mm	0.0mm	3.0mm	CSA3-65065	3.0 Ø6.5	6.5mm	3.0mm	0.0mm	3.0mm	CSA3-65065
			1.0mm	4.0mm	CSA3-65165				1.0mm	4.0mm	CSA3-65165
			2.0mm	5.0mm	CSA3-65265				2.0mm	5.0mm	CSA3-65265
			3.0mm	6.0mm	CSA3-65365				3.0mm	6.0mm	CSA3-65365
			4.0mm	7.0mm	CSA3-65465				4.0mm	7.0mm	CSA3-65465
			5.0mm	8.0mm	CSA3-65565				5.0mm	8.0mm	CSA3-65565
3.0 Ø8.0	4.0mm	3.0mm	0.0mm	3.0mm	CSA3-80040	3.0 Ø8.0	4.0mm	3.0mm	0.0mm	3.0mm	CSA3-80040
			1.0mm	4.0mm	CSA3-80140				1.0mm	4.0mm	CSA3-80140
			2.0mm	5.0mm	CSA3-80240				2.0mm	5.0mm	CSA3-80240
			3.0mm	6.0mm	CSA3-80340				3.0mm	6.0mm	CSA3-80340
			4.0mm	7.0mm	CSA3-80440				4.0mm	7.0mm	CSA3-80440
			5.0mm	8.0mm	CSA3-80540				5.0mm	8.0mm	CSA3-80540

# Classic Angled Pin Abutment \_15°\_Post 2.0 (FF Only)

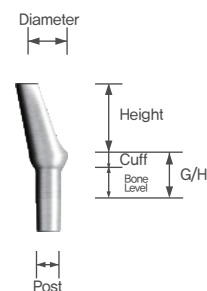
- Use it to change the direction of prosthesis
- Use a mallet to fix the abutment into the inserted fixture



Diameter	Height	Cuff	Bone Level	G/H	Code
2.0 Ø3.5	6.5mm	2.0mm	0.0mm	2.0mm	CPA2-35015
			1.0mm	3.0mm	CPA2-35115
			2.0mm	4.0mm	CPA2-35215
			3.0mm	5.0mm	CPA2-35315
			4.0mm	6.0mm	CPA2-35415
			5.0mm	7.0mm	CPA2-35515

# Classic Angled Pin Abutment \_15°\_Post 2.3 (RF Only)

- Use it to change the direction of prosthesis
- Use a mallet to fix the abutment into the inserted fixture

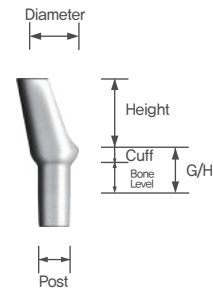


Diameter	Height	Cuff	Bone Level	G/H	Code
2.3 Ø3.5	6.5mm	2.0mm	0.0mm	2.0mm	CPA2,3-35015
			1.0mm	3.0mm	CPA2,3-35115
			2.0mm	4.0mm	CPA2,3-35215
			3.0mm	5.0mm	CPA2,3-35315
			4.0mm	6.0mm	CPA2,3-35415
			5.0mm	7.0mm	CPA2,3-35515

Bone level Type

# Classic Angled Pin Abutment \_15°\_Post 3.0 (Common)

- Use it to change the direction of prosthesis
- Use a mallet to fix the abutment into the inserted fixture

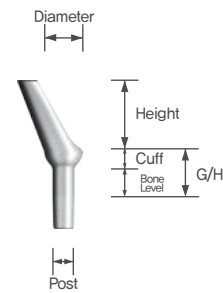


Diameter	Height	Cuff	Bone Level	G/H	Code	Diameter	Height	Cuff	Bone Level	G/H	Code
3.0 Ø4.5	6.5mm	2.0mm	0.0mm	2.0mm	CPA3-45015	3.0 Ø5.5	6.5mm	3.0mm	0.0mm	3.0mm	CPA3-55015
			1.0mm	3.0mm	CPA3-45115				1.0mm	4.0mm	CPA3-55115
			2.0mm	4.0mm	CPA3-45215				2.0mm	5.0mm	CPA3-55215
			3.0mm	5.0mm	CPA3-45315				3.0mm	6.0mm	CPA3-55315
			4.0mm	6.0mm	CPA3-45415				4.0mm	7.0mm	CPA3-55415
			5.0mm	7.0mm	CPA3-45515				5.0mm	8.0mm	CPA3-55515

Bone level Type

# Classic Angled Pin Abutment \_25°\_Post 2.0 (FF Only)

- Use it to change the direction of prosthesis
- Use a mallet to fix the abutment into the inserted fixture

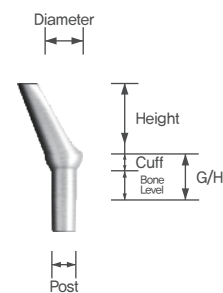


Diameter	Height	Cuff	Bone Level	G/H	Code
2.0 Ø3.5	6.5mm	2.0mm	0.0mm	2.0mm	CPA2-35025
			1.0mm	3.0mm	CPA2-35125
			2.0mm	4.0mm	CPA2-35225
			3.0mm	5.0mm	CPA2-35325
			4.0mm	6.0mm	CPA2-35425
			5.0mm	7.0mm	CPA2-35525

Bone level Type

# Classic Angled Pin Abutment \_25°\_Post 2.3 (RF Only)

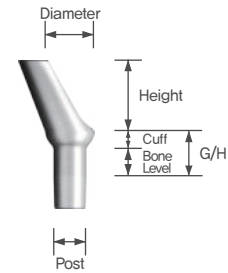
- Use it to change the direction of prosthesis
- Use a mallet to fix the abutment into the inserted fixture



Diameter	Height	Cuff	Bone Level	G/H	Code
2.3 Ø3.5	6.5mm	2.0mm	0.0mm	2.0mm	CPA2.3-35025
			1.0mm	3.0mm	CPA2.3-35125
			2.0mm	4.0mm	CPA2.3-35225
			3.0mm	5.0mm	CPA2.3-35325
			4.0mm	6.0mm	CPA2.3-35425
			5.0mm	7.0mm	CPA2.3-35525

# Classic Angled Pin Abutment \_25°\_Post 3.0 (Common)

- Use it to change the direction of prosthesis
- Use a mallet to fix the abutment into the inserted fixture



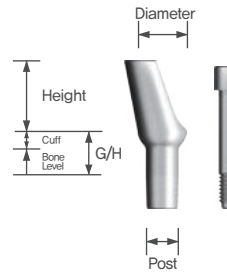
Diameter	Height	Cuff	Bone Level	G/H	Code
3.0 Ø4.5	6.5mm	2.0mm	0.0mm	2.0mm	CPA3-45025
			1.0mm	3.0mm	CPA3-45125
			2.0mm	4.0mm	CPA3-45225
			3.0mm	5.0mm	CPA3-45325
			4.0mm	6.0mm	CPA3-45425
			5.0mm	7.0mm	CPA3-45525

Diameter	Height	Cuff	Bone Level	G/H	Code
3.0 Ø5.5	6.5mm	3.0mm	0.0mm	3.0mm	CPA3-55025
			1.0mm	4.0mm	CPA3-55125
			2.0mm	5.0mm	CPA3-55225
			3.0mm	6.0mm	CPA3-55325
			4.0mm	7.0mm	CPA3-55425
			5.0mm	8.0mm	CPA3-55525

Bone level Type

# Classic Angled Screw Abutment \_15°\_Post 3.0 (Common)

- Two-piece and cement-retained prosthetic componts
- Use it to change the direction of prosthesis
- Recommended tightening torque: 20~35Ncm



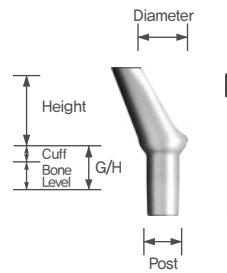
Packing unit: Abutment + Abutment screw

Diameter	Height	Cuff	Bone Level	G/H	Code	Diameter	Height	Cuff	Bone Level	G/H	Code
3.0 Ø4.5	6.5mm	2.0mm	0.0mm	2.0mm	CSA3-45015	3.0 Ø5.5	6.5mm	3.0mm	0.0mm	3.0mm	CSA3-55015
			1.0mm	3.0mm	CSA3-45115				1.0mm	4.0mm	CSA3-55115
			2.0mm	4.0mm	CSA3-45215				2.0mm	5.0mm	CSA3-55215
			3.0mm	5.0mm	CSA3-45315				3.0mm	6.0mm	CSA3-55315
			4.0mm	6.0mm	CSA3-45415				4.0mm	7.0mm	CSA3-55415
			5.0mm	7.0mm	CSA3-45515				5.0mm	8.0mm	CSA3-55515

Bone level Type

# Classic Angled Screw Abutment \_25°\_Post 3.0 (Common)

- Two-piece and cement-retained prosthetic componts
- Use it to change the direction of prosthesis
- Recommended tightening torque: 20~35Ncm

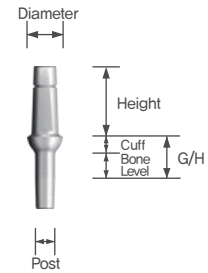


Packing unit: Abutment + Abutment screw

Diameter	Height	Cuff	Bone Level	G/H	Code	Diameter	Height	Cuff	Bone Level	G/H	Code
3.0 Ø4.5	6.5mm	2.0mm	0.0mm	2.0mm	CSA3-45025	3.0 Ø5.5	6.5mm	3.0mm	0.0mm	3.0mm	CSA3-55025
			1.0mm	3.0mm	CSA3-45125				1.0mm	4.0mm	CSA3-55125
			2.0mm	4.0mm	CSA3-45225				2.0mm	5.0mm	CSA3-55225
			3.0mm	5.0mm	CSA3-45325				3.0mm	6.0mm	CSA3-55325
			4.0mm	6.0mm	CSA3-45425				4.0mm	7.0mm	CSA3-55425
			5.0mm	7.0mm	CSA3-45525				5.0mm	8.0mm	CSA3-55525

# Esthetic Pin Abutment \_Post 2.0 (FF Only)

- Use a mallet to fix the abutment into the inserted fixture
- Cement-retained prosthetic component that has shoulder margin

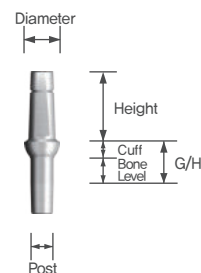


Bone level Type

Diameter	Height	Cuff	Bone Level	G/H	Code	Diameter	Height	Cuff	Bone Level	G/H	Code		
2.0 Ø3.5	7.0mm	1.0mm	0.0mm	1.0mm	EPA2-3501-7	2.0 Ø5.0	7.0mm	1.0mm	0.0mm	1.0mm	EPA2-5001-7		
		2.0mm		2.0mm	EPA2-3502-7			2.0mm		EPA2-5002-7			
		3.0mm		3.0mm	EPA2-3503-7			3.0mm		EPA2-5003-7			
		4.0mm		4.0mm	EPA2-3504-7			4.0mm		EPA2-5004-7			
		1.0mm	2.0mm	3.0mm	EPA2-3521-7			1.0mm	2.0mm	3.0mm	EPA2-5021-7		
		2.0mm		4.0mm	EPA2-3522-7			2.0mm		4.0mm	EPA2-5022-7		
		3.0mm		5.0mm	EPA2-3523-7			3.0mm		5.0mm	EPA2-5023-7		
		4.0mm		6.0mm	EPA2-3524-7			4.0mm		6.0mm	EPA2-5024-7		
	2.0 Ø3.5	9.0mm	1.0mm	0.0mm	1.0mm		EPA2-3501-9	2.0 Ø5.0	9.0mm	1.0mm	0.0mm	1.0mm	EPA2-5001-9
			2.0mm		2.0mm		EPA2-3502-9			2.0mm		EPA2-5002-9	
			3.0mm		3.0mm		EPA2-3503-9			3.0mm		EPA2-5003-9	
			4.0mm		4.0mm		EPA2-3504-9			4.0mm		EPA2-5004-9	
1.0mm			2.0mm	3.0mm	EPA2-3521-9	1.0mm	2.0mm			3.0mm	EPA2-5021-9		
2.0mm				4.0mm	EPA2-3522-9	2.0mm				4.0mm	EPA2-5022-9		
3.0mm				5.0mm	EPA2-3523-9	3.0mm				5.0mm	EPA2-5023-9		
4.0mm				6.0mm	EPA2-3524-9	4.0mm				6.0mm	EPA2-5024-9		

# Esthetic Pin Abutment \_Post 2.3 (RF Only)

- Use a mallet to fix the abutment into the inserted fixture
- Cement-retained prosthetic component that has shoulder margin

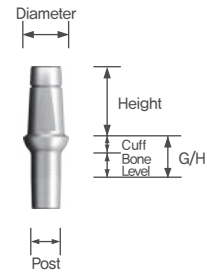


Diameter	Height	Cuff	Bone Level	G/H	Code	Diameter	Height	Cuff	Bone Level	G/H	Code		
2.3 Ø3.5	7.0mm	1.0mm	0.0mm	1.0mm	EPA2.3-3501-7	2.3 Ø5.0	7.0mm	1.0mm	0.0mm	1.0mm	EPA2.3-5001-7		
		2.0mm		2.0mm	EPA2.3-3502-7			2.0mm		EPA2.3-5002-7			
		3.0mm		3.0mm	EPA2.3-3503-7			3.0mm		EPA2.3-5003-7			
		4.0mm		4.0mm	EPA2.3-3504-7			4.0mm		EPA2.3-5004-7			
		1.0mm	2.0mm	3.0mm	EPA2.3-3521-7			1.0mm	2.0mm	3.0mm	EPA2.3-5021-7		
		2.0mm		4.0mm	EPA2.3-3522-7			2.0mm		4.0mm	EPA2.3-5022-7		
		3.0mm		5.0mm	EPA2.3-3523-7			3.0mm		5.0mm	EPA2.3-5023-7		
		4.0mm		6.0mm	EPA2.3-3524-7			4.0mm		6.0mm	EPA2.3-5024-7		
	2.3 Ø3.5	9.0mm	1.0mm	0.0mm	1.0mm		EPA2.3-3501-9	2.3 Ø5.0	9.0mm	1.0mm	0.0mm	1.0mm	EPA2.3-5001-9
			2.0mm		2.0mm		EPA2.3-3502-9			2.0mm		EPA2.3-5002-9	
			3.0mm		3.0mm		EPA2.3-3503-9			3.0mm		EPA2.3-5003-9	
			4.0mm		4.0mm		EPA2.3-3504-9			4.0mm		EPA2.3-5004-9	
1.0mm			2.0mm	3.0mm	EPA2.3-3521-9	1.0mm	2.0mm			3.0mm	EPA2.3-5021-9		
2.0mm				4.0mm	EPA2.3-3522-9	2.0mm				4.0mm	EPA2.3-5022-9		
3.0mm				5.0mm	EPA2.3-3523-9	3.0mm				5.0mm	EPA2.3-5023-9		
4.0mm				6.0mm	EPA2.3-3524-9	4.0mm				6.0mm	EPA2.3-5024-9		

Bone level Type

# Esthetic Pin Abutment \_Post 3.0 (Common)

- Use a mallet to fix the abutment into the inserted fixture
- Cement-retained prosthetic component that has shoulder margin

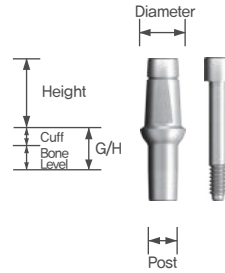


Bone level Type

Diameter	Height	Cuff	Bone Level	G/H	Code	Diameter	Height	Cuff	Bone Level	G/H	Code		
3.0 Ø4.5	5.5mm	1.0mm	0.0mm	1.0mm	EPA3-4501-5	3.0 Ø5.5	7.0mm	1.0mm	0.0mm	1.0mm	EPA3-5501-7		
		2.0mm		2.0mm	EPA3-4502-5			2.0mm		EPA3-5502-7			
		3.0mm		3.0mm	EPA3-4503-5			3.0mm		EPA3-5503-7			
		4.0mm		4.0mm	EPA3-4504-5			4.0mm		EPA3-5504-7			
		2.0mm	1.0mm	3.0mm	EPA3-4521-5			2.0mm	1.0mm	3.0mm	EPA3-5521-7		
	2.0mm		4.0mm	EPA3-4522-5	2.0mm		4.0mm		EPA3-5522-7				
	3.0mm		5.0mm	EPA3-4523-5	3.0mm		5.0mm		EPA3-5523-7				
	4.0mm		6.0mm	EPA3-4524-5	4.0mm		6.0mm		EPA3-5524-7				
	3.0 Ø4.5	7.0mm	1.0mm	0.0mm	1.0mm		EPA3-4501-7	3.0 Ø6.5	5.5mm	1.0mm	0.0mm	1.0mm	EPA3-6501-5
			2.0mm		2.0mm		EPA3-4502-7			2.0mm		EPA3-6502-5	
			3.0mm		3.0mm		EPA3-4503-7			3.0mm		EPA3-6503-5	
			4.0mm		4.0mm		EPA3-4504-7			4.0mm		EPA3-6504-5	
		2.0mm	1.0mm	3.0mm	EPA3-4521-7		2.0mm		1.0mm	3.0mm	EPA3-6521-5		
2.0mm			4.0mm	EPA3-4522-7	2.0mm	4.0mm			EPA3-6522-5				
3.0mm			5.0mm	EPA3-4523-7	3.0mm	5.0mm			EPA3-6523-5				
4.0mm			6.0mm	EPA3-4524-7	4.0mm	6.0mm			EPA3-6524-5				
3.0 Ø5.5		5.5mm	1.0mm	0.0mm	1.0mm	EPA3-5501-5	3.0 Ø6.5		7.0mm	1.0mm	0.0mm	1.0mm	EPA3-6501-7
			2.0mm		2.0mm	EPA3-5502-5				2.0mm		EPA3-6502-7	
			3.0mm		3.0mm	EPA3-5503-5				3.0mm		EPA3-6503-7	
			4.0mm		4.0mm	EPA3-5504-5				4.0mm		EPA3-6504-7	
		2.0mm	1.0mm	3.0mm	EPA3-5521-5			2.0mm	1.0mm	3.0mm	EPA3-6521-7		
	2.0mm		4.0mm	EPA3-5522-5	2.0mm	4.0mm			EPA3-6522-7				
	3.0mm		5.0mm	EPA3-5523-5	3.0mm	5.0mm			EPA3-6523-7				
	4.0mm		6.0mm	EPA3-5524-5	4.0mm	6.0mm			EPA3-6524-7				

# Esthetic Screw Abutment \_Post 3.0 (Common)

- Cement-retained prosthetic component that has shoulder margin
- Use a 1.2 hex driver
- Recommended tightening torque: 20~35Ncm



Packing unit: Abutment + Abutment screw

Diameter	Height	Cuff	Bone Level	G/H	Code	Diameter	Height	Cuff	Bone Level	G/H	Code	
3.0 Ø4.5	5.5mm	1.0mm	0.0mm	1.0mm	ESA3-4501-5	3.0 Ø5.5	7.0mm	1.0mm	0.0mm	1.0mm	ESA3-5501-7	
		2.0mm		2.0mm	2.0mm			ESA3-5502-7				
		3.0mm		3.0mm	3.0mm			ESA3-5503-7				
		4.0mm		4.0mm	4.0mm			ESA3-5504-7				
	7.0mm	1.0mm	2.0mm	3.0mm	ESA3-4521-5		3.0 Ø6.5	5.5mm	1.0mm	0.0mm	1.0mm	ESA3-6501-5
		2.0mm		4.0mm	2.0mm				ESA3-5521-7			
		3.0mm		5.0mm	3.0mm				ESA3-5522-7			
		4.0mm		6.0mm	4.0mm				ESA3-5523-7			
3.0 Ø4.5	7.0mm	1.0mm	0.0mm	1.0mm	ESA3-4501-7	3.0 Ø5.5	5.5mm	1.0mm	2.0mm	3.0mm	ESA3-6521-5	
		2.0mm		2.0mm	4.0mm			ESA3-6522-5				
		3.0mm		3.0mm	5.0mm			ESA3-6523-5				
		4.0mm		4.0mm	6.0mm			ESA3-6524-5				
	5.5mm	1.0mm	0.0mm	1.0mm	ESA3-4501-5		3.0 Ø6.5	7.0mm	1.0mm	0.0mm	1.0mm	ESA3-6501-7
		2.0mm		2.0mm	2.0mm				ESA3-6502-7			
		3.0mm		3.0mm	3.0mm				ESA3-6503-7			
		4.0mm		4.0mm	4.0mm				ESA3-6504-7			
5.5mm	1.0mm	2.0mm	3.0mm	ESA3-4521-5	3.0 Ø5.5	5.5mm	1.0mm	2.0mm	3.0mm	ESA3-6521-7		
	2.0mm		4.0mm	2.0mm			ESA3-6522-7					
	3.0mm		5.0mm	3.0mm			ESA3-6523-7					
	4.0mm		6.0mm	4.0mm			ESA3-6524-7					

Bone level Type

# Impression Coping \_Transfer

- For close tray impression
- Insert the coping into the fixture with hands



Post	Type	Height	Code
2.0 Ø2.0	Short	16,5mm	ICT2-S
	Long	20,5mm	ICT2-L
2.3 Ø2.3	Short	16,5mm	ICT2,3-S
	Long	20,5mm	ICT2,3-L
3.0 Ø3.0	Short	16,5mm	ICT3-S
	Long	20,5mm	ICT3-L

Bone level Type

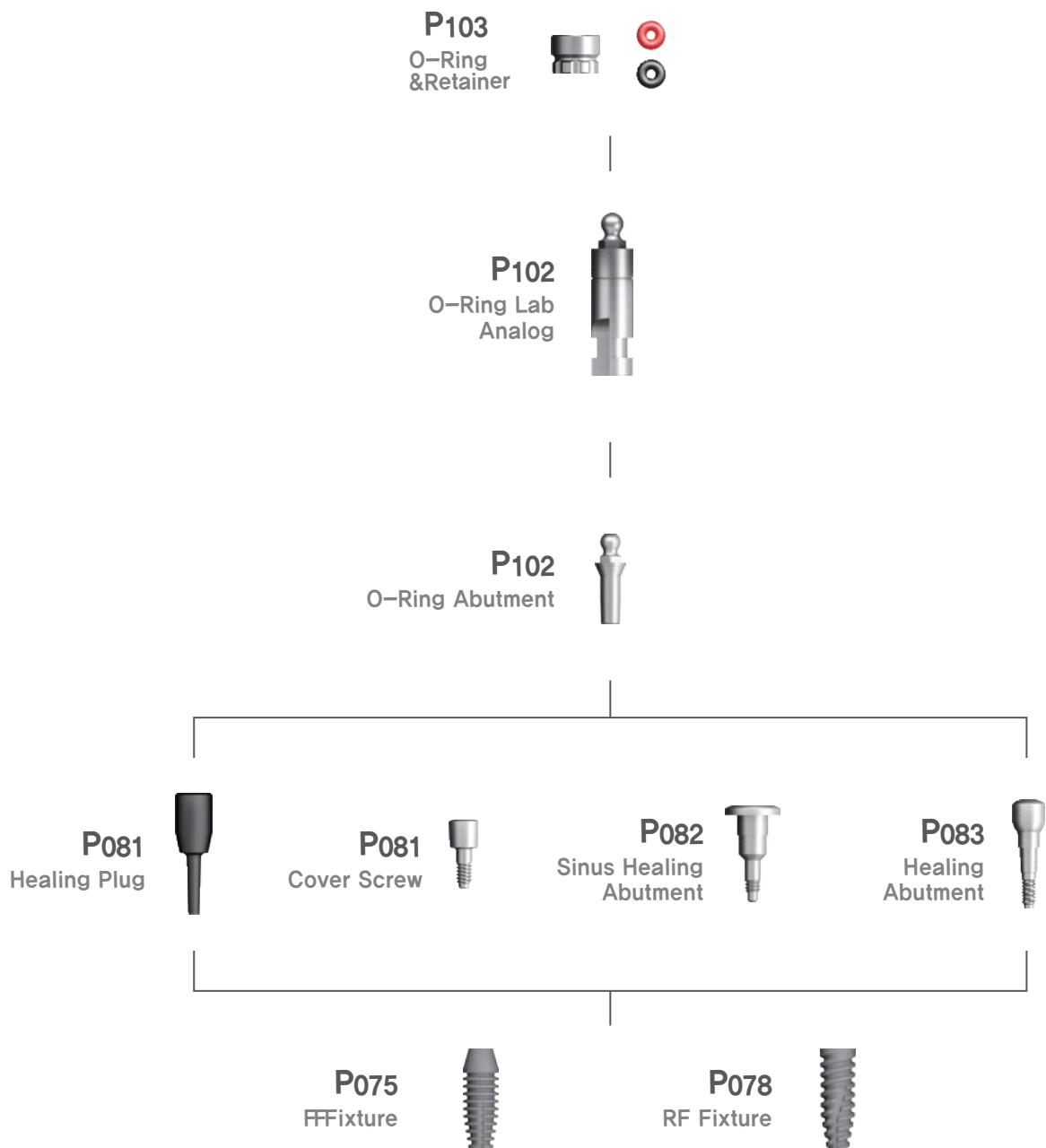
# Lab Analog

- Analog for FF and RF fixture



Post	Code
2.0 Ø2.0	LA2
2.3 Ø2.3	LA2,3
3.0 Ø3.0	LA3

# Prosthetic Flow Diagram O-Ring Abutment System



Bone level Type

# O-Ring Abutment

- Overdenture prosthetic component with O-ring abutment system
- Angle compensation up to 20°
- Use an O-ring driver (OD-L)



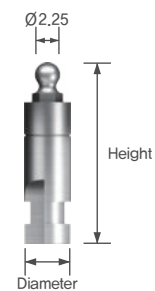
Post	Height	Cuff	Bone Level	Code
2.0 Ø2.0	3.5mm	2.0mm	0.0mm	COA2-3500
			2.0mm	COA2-3520
			4.0mm	COA2-3540
			6.0mm	COA2-3560

Post	Height	Cuff	Bone Level	Code
2.3 Ø2.3	3.5mm	2.0mm	0.0mm	COA2,3-3500
			2.0mm	COA2,3-3520
			4.0mm	COA2,3-3540
			6.0mm	COA2,3-3560
3.0 Ø3.0	3.5mm	2.0mm	0.0mm	COA3-3500
			2.0mm	COA3-3520
			4.0mm	COA3-3540
			6.0mm	COA3-3560

Bone level Type

# O-Ring Lab Analog

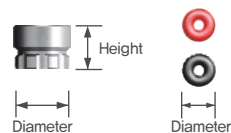
- Lab analog for O-ring abutment system



Diameter	Height	Code
Ø4.1	16.0mm	OLA

# O-Ring Retainer

· Use for overdenture prosthesis



Diameter	Type	Height	Code
Ø5.5	Retainer	4.1mm	OR

Diameter	Type	Height	Code
Ø4.4	O-Ring	1.5mm	ORING





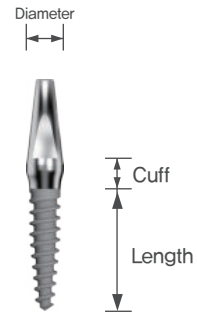
# Contents

Onebody Type	HSF Fixture	107
	HOF Fixture	109

# Handy Straight Fixture

## HSF Fixture

- Fixture suitable for narrow spaces, especially in the anterior mandible.
- Designed for optimal self-tapping
- One piece type implant
- Two types of gingival height: 2mm, 4mm
- Recommended insert torque: Below 40Ncm



10



13



16

Cuff		2.0
Fixture Diameter	Length	Code
Ø2.5	10,0mm	HSF-2510S
	13,0mm	HSF-2513S
	16,0mm	HSF-2516S



10



13



16

Cuff		4.0
Fixture Diameter	Length	Code
Ø2.5	10,0mm	HSF-2510L
	13,0mm	HSF-2513L
	16,0mm	HSF-2516L



10



13



16

Cuff		2.0
Fixture Diameter	Length	Code
Ø3.0	10,0mm	HSF-3010S
	13,0mm	HSF-3013S
	16,0mm	HSF-3016S



10



13



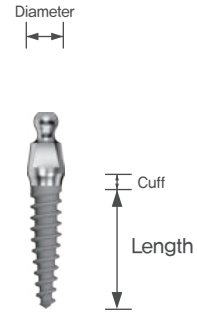
16

Cuff		4.0
Fixture Diameter	Length	Code
Ø3.0	10,0mm	HSF-3010L
	13,0mm	HSF-3013L
	16,0mm	HSF-3016L

Onebody Type

# Handy O–Ring Fixture HOF Fixture

- Fixture for overdenture in patients with narrow bone width.
- Ball type system with O–ring attachment
- Designed for optimal self–tapping
- Two types of gingival height: 1,5mm, 3,5mm
- Recommended insert torque: Below 40Ncm



10



13



16

Cuff		1,5
Fixture Diameter	Length	Code
Ø2,5	10,0mm	HOF–2510S
	13,0mm	HOF–2513S
	16,0mm	HOF–2516S



10



13



16

Cuff		3,5
Fixture Diameter	Length	Code
Ø2,5	10,0mm	HOF–2510L
	13,0mm	HOF–2513L
	16,0mm	HOF–2516L



10



13



16

Cuff		1.5
Fixture Diameter	Length	Code
Ø3.0	10,0mm	HOF-3010S
	13,0mm	HOF-3013S
	16,0mm	HOF-3016S



10



13



16


Cuff		3.5
Fixture Diameter	Length	Code
Ø3.0	10,0mm	HOF-3010L
	13,0mm	HOF-3013L
	16,0mm	HOF-3016L

Onebody Type



# Contents

AF/ EF Compact Kit	115
Abiding Kit	116
AF/ EF Snucone Kit	117
AF/ EF Complete Kit	118
FF/ RF Surgical Kit	125
Onebody Surgical Kit	131
Snucone Abiding Boneprofiler Kit	133
SNUC fully Guide Kit	135
Sinus Whole in one Kit	143



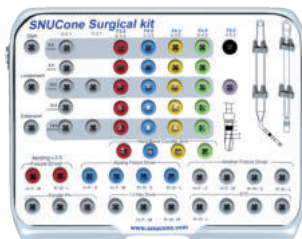
AF/ EF KIT **Compact** (Code: SCMK)

- Compact and simple surgical kit for placing AF and EF fixture.
- Actual length of the drills is 1.1mm longer than indication in order to improve subcrestal positioning.
- Basic kit consisting of instruments that are essential for implant surgery.



AF/EF KIT **Abiding** (Code: AFSK)

- Compact and simple surgical kit for AF fixture
- Pilot drills with stoppers in lengths of 8, 10, 12 and 14mm are included.
- It is composed of drills and instruments that are optimal for placing Snucone products.



AF/ EF KIT **SNUCone** (Code: AFEFCK)

- 6, 8, 10, 12 and 14mm Stopper Twist drills are included but wide type drills are excluded.
- Actual length of the drills is 1.1mm longer than indication in order to improve subcrestal positioning.
- Various surgical instruments are provided to make it easier to place Snucone implants.



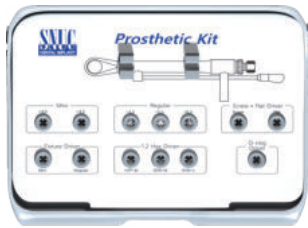
AF/ EF KIT **Complete** (Code: AFCK)

- Comprehensive kit with stopper drills and all optional components for the demanding doctors



HSF/HOF KIT **Onebody** (Code: SOBK)

- With a simple procedure, temporary dental implants, HSF and HOF fixtures can be placed.



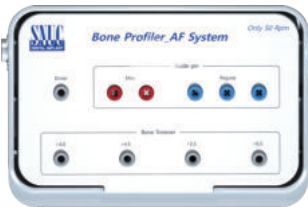
KIT **Prosthetic** (Code: SPSK)

- Kit consisting of screw drivers for all types of Snucone abutment screws.



KIT **SNUCone Fully Guide** (Code: SFGK)

- Universal fully guided kit
- The easiest and most precise fully guided kit available
- Includes mounts to drive the implants and pins to secure the surgical guides in place



AF KIT **Snucone Abiding Bone Profiler** (Code: SABK)

- Remove the excess bone around the fixture to allow accurate placing of a Healing Abutment or Final Abutment.
- Patented Bone Trimmer that removes unnecessary bone without damaging both top and inner surface of the fixture.



KIT **Sinus Whole in one** (Code: SWOK)

- This sinus integration kit consists of components which enable both the sinus lateral and sinus crestal approach technique with one kit
- Possible of serrate sinus membrane using water pressure with aqua lift

# Compact KIT | AF/ EF

**Start Drill**

**Pilot Drill**

**Stopper Twist Drill**

**Drill Extension**

**Gingiva Gauge**

**Depth Gauge & Parallel Pin**

**AF Mini Fixture Grip Driver / Wrench**

**AF Fixture Grip Driver / Wrench**

**EF Fixture Grip Driver / Wrench**

**Torque Wrench**

**1.2 Handpiece Hex Driver & 1.2 Hex Driver**

**Compact Kit**

TRUE CLASSIC SOLUTION *for Dentist* SNUCONE

Pilot Drill: ø2.1 (8mm), ø2.7 (14mm)

Twist Drill: F3.5 ø3.2 (14mm), F3.8/3.7 ø3.5 (14mm), F4.0/4.1 ø3.8 (14mm), F4.3/4.3 ø4.0 (14mm), F4.8/4.8 ø4.5 (14mm), F5.3/5.3 ø5.0 (14mm)

Abiding 3.5 Fixture Driver: H/P-M, R/W-S, R/W-L

Abiding Fixture Driver: H/P-M, R/W-S, R/W-L

Excellent Fixture Driver: H/P-M, R/W-S, R/W-L

Parallel Pin: 0, 0

1.2 Hex Driver: H/P-M, R/W-S, R/W-L

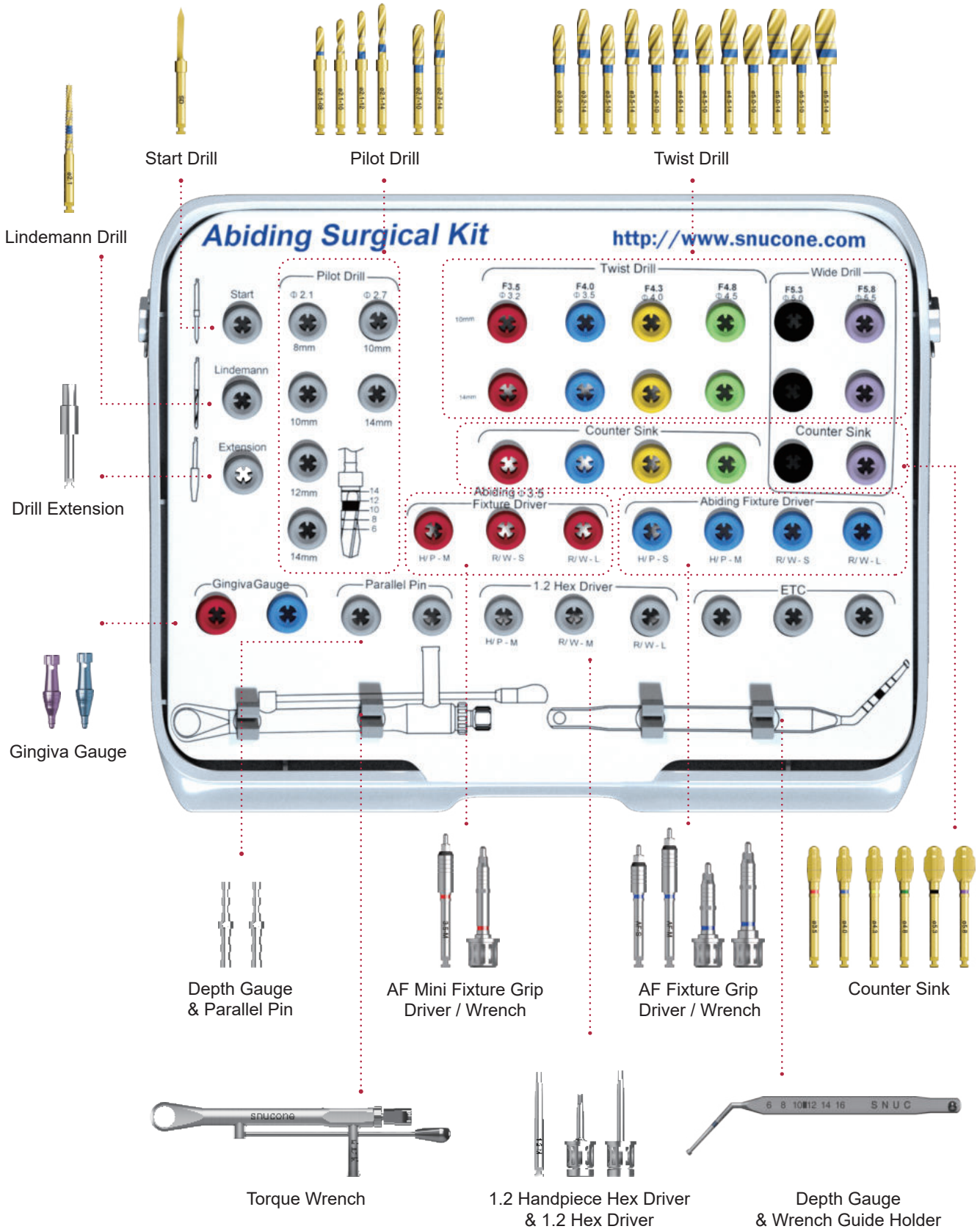
ETC

Torque Wrench

www.snucone.com

Surgical Kit

Surgical Kit



Start Drill

Pilot Drill

Twist Drill

Lindemann Drill

Drill Extension

Gingiva Gauge

Abiding Surgical Kit

<http://www.snucone.com>

Pilot Drill

Twist Drill

Wide Drill

Start

∅ 2.1

8mm

∅ 2.7

10mm

Lindemann

10mm

14mm

Extension

12mm

14mm

14

12

10

8

6

Gingiva Gauge

Parallel Pin

Abiding 3.5

Fixture Driver

H/P - M

R/W - S

R/W - L

Abiding Fixture Driver

H/P - S

H/P - M

R/W - S

R/W - L

1.2 Hex Driver

H/P - M

R/W - M

R/W - L

ETC

ETC

ETC

ETC

Depth Gauge & Parallel Pin

AF Mini Fixture Grip Driver / Wrench

AF Fixture Grip Driver / Wrench

Counter Sink

Torque Wrench

1.2 Handpiece Hex Driver & 1.2 Hex Driver

Depth Gauge & Wrench Guide Holder

# Snucone KIT | AF/ EF

**SNUCONE Surgical kit**

Start Drill      Pilot Drill      Stopper Twist Drill

Start       $\Phi 2.1$        $\Phi 2.7$       F3.5  $\Phi 3.2$       F4.0  $\Phi 3.5$       F4.3  $\Phi 4.0$       F4.8  $\Phi 4.5$       F5.3  $\Phi 5.0$

Lindemann      6.0 (7mm)      8.0 (9mm)      10.0 (11mm)      12.0 (13mm)      14.0 (15mm)

Extension      10.0 (11mm)      12.0 (13mm)      14.0 (15mm)

Hard-Bone Counter Sink

Abiding  $\Phi 3.5$  Fixture Driver      Abiding Fixture Driver      Another Fixture Driver

H/P - M      R/W - L      H/P - S      H/P - M      R/W - S      R/W - L      H/P - S      H/P - M      R/W - S      R/W - L

Parallel Pin      1.2 Hex Driver      ETC

H/P - M      R/W - M      R/W - L

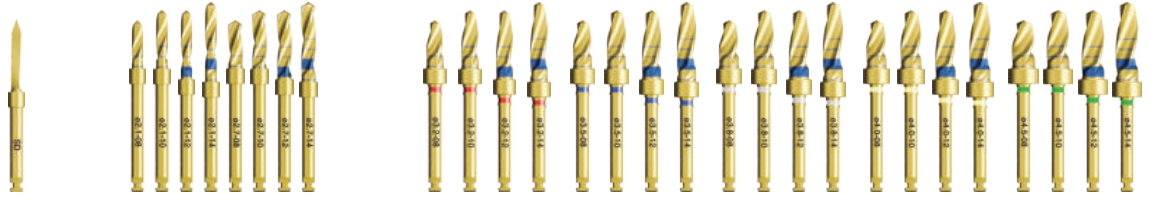
www.snucone.com

AF Mini Fixture Grip Driver / Wrench      AF Fixture Grip Driver / Wrench      Counter Sink      Torque Wrench

Depth Gauge & Parallel Pin      1.2 Handpiece Hex Driver & 1.2 Hex Driver      Wrench Guide Holder Depth Gauge

Surgical Kit

# AF/ EF | Complete KIT



Start Drill

Pilot Drill

Stopper Twist Drill



Surgical Kit

Lindemann Drill

Drill Extension

Gingiva Gauge

AF Mini Fixture Grip Driver / Wrench

AF Fixture Grip Driver / Wrench

Counter Sink

EF Fixture Grip Driver / Wrench

Depth Gauge & Parallel Pin

1.2 Handpiece Hex Driver & 1.2 Hex Driver

Torque Wrench


Depth Gauge & Wrench Guide Holder

inside

# Surgical Instrument | AF/ EF

## Drill

### • Pilot Drill



(Unit : mm)

Diameter	Length	Total Length	Code
2.1	6.0	7.1	SPD1.1-2106
	8.0	9.1	SPD1.1-2108
	10.0	11.1	SPD1.1-2110
	12.0	13.1	SPD1.1-2112
	14.0	15.1	SPD1.1-2114
2.7	8.0	9.1	SPD1.1-2708
	10.0	11.1	SPD1.1-2710
	12.0	13.1	SPD1.1-2712
	14.0	15.1	SPD1.1-2714

### • Stopper Twist Drill



(Unit : mm)

Diameter	Length	Total Length	Code
3.2	6.0	7.1	STD1.1-3206
	8.0	9.1	STD1.1-3208
	10.0	11.1	STD1.1-3210
	12.0	13.1	STD1.1-3212
	14.0	15.1	STD1.1-3214
3.5	6.0	7.1	STD1.1-3506
	8.0	9.1	STD1.1-3508
	10.0	11.1	STD1.1-3510
	12.0	13.1	STD1.1-3512
3.8	14.0	15.1	STD1.1-3514
	8.0	9.1	STD1.1-3808
	10.0	11.1	STD1.1-3810
4.0	12.0	13.1	STD1.1-3812
	14.0	15.1	STD1.1-3814
	6.0	7.1	STD1.1-4006
4.5	8.0	9.1	STD1.1-4008
	10.0	11.1	STD1.1-4010
	12.0	13.1	STD1.1-4012
	14.0	15.1	STD1.1-4014
5.0	6.0	7.1	STD1.1-4506
	8.0	9.1	STD1.1-4508
	10.0	11.1	STD1.1-4510
	12.0	13.1	STD1.1-4512
5.5	14.0	15.1	STD1.1-4514
	8.0	9.1	STD1.1-5008
	10.0	11.1	STD1.1-5010
5.5	12.0	13.1	STD1.1-5012
	14.0	15.1	STD1.1-5014
5.5	12.0	13.1	STD1.1-5512

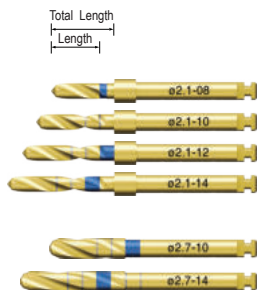
Surgical Kit

※ Snucone Stopper drill length is 1.1mm longer than indicated to improve subcrestal positioning.  
 ※ cf. 8mm is possible to drill up to 9.1 mm

# AF/ EF | Surgical Instrument

## Drill

### • Pilot Drill



(Unit : mm)

Diameter	Length	Total Length	Code
2.1	8.0	8.6	PD-2108
	10.0	10.6	PD-2110
	12.0	12.6	PD-2112
	14.0	14.6	PD-2114
2.7	10.0	12.4	PD-2710
	14.0	14.4	PD-2714

### • Twist Drill



(Unit : mm)

Diameter	Length	Total Length	Code
3.2	10.0	10.4	TD-3210
	14.0	14.4	TD-3214
3.5	10.0	10.4	TD-3510
	14.0	14.4	TD-3514



4.0	10.0	10.4	TD-4010
	14.0	14.4	TD-4014
4.5	10.0	10.4	TD-4510
	14.0	14.4	TD-4514



5.0	10.0	10.4	TD-5010
	14.0	14.4	TD-5014
5.5	10.0	10.4	TD-5510
	14.0	14.4	TD-5514

※ Snucone Pilot/Twist drill length is 0.6 mm longer than indicated to improve subcrestal positioning.

※ cf. 8mm is possible to drill up to 8.6 mm

※ ø5.0 and ø5.5 of Twist drills are optional products.

# Surgical Instrument | AF/ EF

## Drill

- Drill Extension



Length	Code
26.5	DE

- Start Drill



Code
SD

- Lindemann Drill



Code
LD-21
LD-28

※ ø2.8mm of Lindemann Drill is optional product

- Counter Sink



(Unit : mm)

Diameter	Code
3.5	CS-35
4.0	CS-40
4.3	CS-43
4.8	CS-48
5.3	CS-53
5.8	CS-58

※ ø5.3 and ø5.8 of Counter Sink are optional products

Surgical Kit

# AF/ EF | Surgical Instrument

## Instrument

- Depth Gauge & Parallel Pin



Code
PP-0

- Fixture Gingiva Gauge




Fixture Type	Code
AF	AGGM-M
	AGG
EF	EGG-M

- 1.2 Handpiece Hex Driver



Code
HDD

- 1.2 Hex Driver



(Unit : mm)

Length	Code
Medium 18	HWD-M
Long 24	HWD-L

# Surgical Instrument | AF/EF

## Instrument

### • Fixture Grip Driver



Fixture Type	Length	Code
AF	Medium	FBGDAM-M
	Short	FBGDA-S
	Medium	FBGDA-M
EF	Short	FBGDE-S
	Medium	FBGDE-M

※EF Fixture Grip Drivers are optional products.

### • Fixture Grip Wrench



(Unit : mm)

Fixture Type	Length	Code
AF	Short 18.0	FBGWAM-S
	Long 26.0	FBGWAM-L
	Short 18.0	FBGWA-S
	Long 26.0	FBGWA-L

Fixture Type	Length	Code
EF	Short 17.4	FBGWE-S
	Long 25.4	FBGWE-L

### • Torque Wrench



Code
TW

### • Depth Gauge & Wrench Guide Holder




Code
DGWGH

Surgical Kit

# AF/ EF | Surgical Instrument

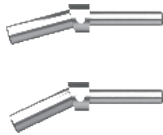
## Option

- Solid Abutment Driver



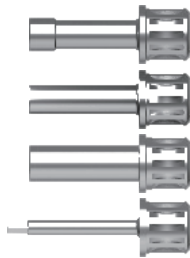
Code
SAD-L
WSAD-L

- Parallel Pin



Angled	Code
15 °	PP-15
25 °	PP-25

- Prosthetics Driver



Code
SAD-L
OD-L
ASAD-49
AFAD-L

# FF/ RF Surgical KIT | FF/ RF



Lindemann Drill

Start Drill

Final Twist Drill

Reamer Drill

**for Dentist TRUE-CLASSIC SOLUTION**

**SNUCONE**

Twist Drill: ø2.4, ø2.7, F3.5 ø3.2, F4.0 ø3.5, F4.3 ø4.0, F4.8 ø4.5, F5.3 ø5.0, F5.8 ø5.5

Hard-Bone CounterSink: ø2.5, ø3.2, ø3.5, ø4.0, ø4.5, ø5.0, ø5.5, ø6.0

Reamer Drill: ø2.5, ø3.2, ø3.5, ø4.0, ø4.5, ø5.0, ø5.5, ø6.0

Drill Stopper: 5mm, 6mm, 7mm, 8mm, 9mm, 10mm, 11mm, 12mm, 13mm

2.3 fixture Grip, 3.0 Fixture Grip, 1.2 Hex Driver

Inserting Tool/Abutment, Parallel Pin&Depth Gauge, Profiler

**SNUC DENTAL IMPLANT**

**Surgical kit FF/RF**

**Surgical Kit**

inside

Drill Extension

Implant / Abutment Insert Tip

Drill Stopper

Depth Gauge

Counter Sink

Torque Wrench

Depth Gauge & Wrench Guide Holder

Mallet

Threaded Straight Component

Threaded Off Component

2.3 Grips Driver / Wrench

3.0 Grips Driver / Wrench

1.2 Handpiece Hex Driver & 1.2 Hex Driver

# FF/ RF | Surgical Instrument

## Drill

- Drill Extension




Length	Code
26.5	DE

- Start Drill



Length	Code
33.0	SD


- Lindemann Drill



Length	Code
33.5	LD-21
33.2	LD-28

※ ø2.8mm of Lindemann Drill is an optional Product

- Final Twist Drill




(Unit : mm)

Diameter	Length	Code
2.1	35.1	FD-2114
2.7		FD-2714
3.2		FD-3214
3.5		FD-3514
4.0		FD-4014
4.5		FD-4514

# Surgical Instrument | *FF/ RF*

## Drill

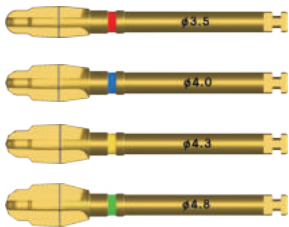
### • Reamer Drill



(Unit : mm)

Diameter	Length	Code
2.5	35.0	RD-2516
3.2		RD-3216
3.5		RD-3516
4.0		RD-4016
4.5		RD-4516
5.0	30.0	RD-5014
5.5		RD-5514
6.0		RD-6014

### • Counter Sink



(Unit : mm)

Diameter	Code
3.5	CS-35
4.0	CS-40
4.3	CS-43
4.8	CS-48

### • Fixture Remover



Code
CFR

# FF/ RF | Surgical Instrument

## Instrument

### • Fixture (Ball) Grip Driver



(Unit : mm)

Post	Length	Code
POST 2.3	10.0	FBGD2.3-M
	15.0	FBGD2.3-L
POST 3.0	10.0	FBGD3-M
	15.0	FBGD3-L

### • Fixture (Ball) Grip Wrench



(Unit : mm)

Post	Length	Code
POST 2.3	Short 18.0	FBGW2.3-M
	Long 26.0	FBGW2.3-L
	Extra Long 34.0	FBGW2.3-XL
POST 3.0	Short 18.0	FBGW3-S
	Long 26.0	FBGW3-L
	Extra Long 34.0	FBGW3-XL

※ Extra Long Fixture (Ball) Grip Wrench is an optional product

### • 1.2 Hex Driver



(Unit : mm)

Length	Code
Medium 18	HWD-M
Long 24	HWD-L

### • 1.2 Handpiece Hex Driver



Code
HDD

### • Plug Remover



Code
PR

# Surgical Instrument | *FF/ RF*

## Instrument

- Drill Stopper



(Unit : mm)

Stopper Length	Code
5.0	DS-05
6.0	DS-06
7.0	DS-07
8.0	DS-08
9.0	DS-09
10.0	DS-10
11.0	DS-11
12.0	DS-12
13.0	DS-13

- Ellipse Insert Tip



(Unit : mm)

Post	Code
5.5	EIT-55

- Insert Tip



(Unit : mm)

Post	Code
2.0	IT2
3.0	IT3

- Abutment Gauge



Code
AG2
AG3

# FF/ RF | Surgical Instrument

## Instrument

- Torque Wrench



Code
TW

- Depth Gauge & Wrench Guide Holder



Code
DGWGH

- Mallet




Code
MA

- Threaded Straight Component



Code
TSC
TOC

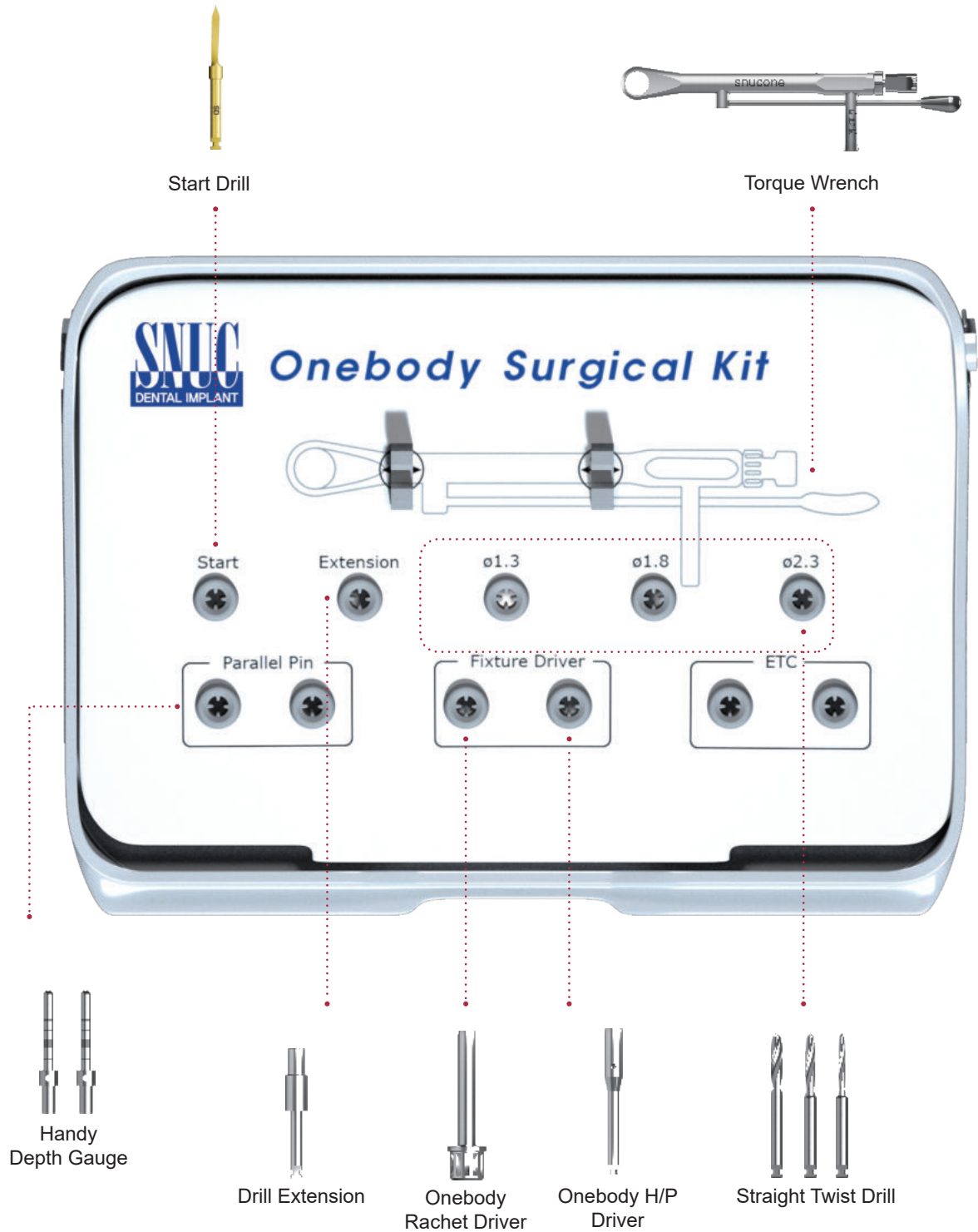
- Plug Cutter



Code
CUT

Surgical Kit

# Onebody Surgical Kit



Surgical Kit

# Onebody Surgical Instrument


## Drill

- Start Drill



Code
SD

- Straight Twist Drill



(Unit : mm)

Diameter	Code
1.3	DMD13
1.8	DMD18
2.3	DMD23

## Instrument

- Drill Extension



Length	Code
26.5	DE

- Onebody H/P Driver



(Unit : mm)

Type	Height(H)	Code
Long	31.0	DMML



(Unit : mm)

Type	Height(H)	Code
Long	31.0	DMRL

- Handy Depth Gauge



Code
DG


- Torque Wrench



Code
TW

# Bone Profiler\_AF System Kit

Patent number 30-2019-0023793



# Bone Profiler Instrument

## Instrument

- Guide Pin Connector



Code
ABPC

- Bone Trimmer Guide Pin



Type	Code
Mini	ABPTGP-M
Regular	ABPTGP-R

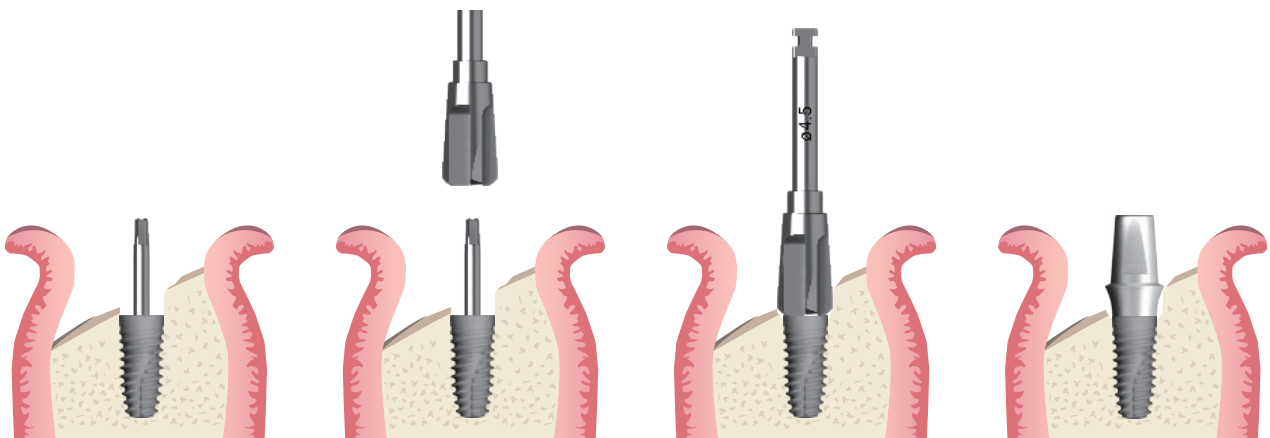
- Bone Trimmer



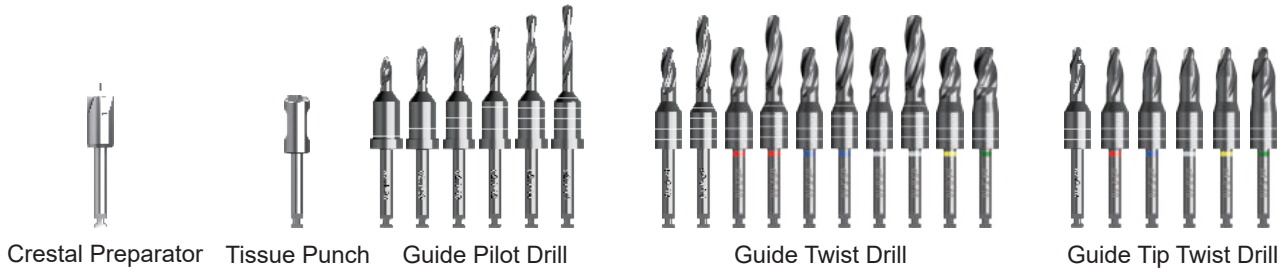
(Unit : mm)

Type	Diameter	Code
Mini	4.0	ABPTM-40
Regular	4.5	ABPT-45
	5.5	ABPT-55
	6.5	ABPT-65

- Bone Profiler Drilling Sequence



# SNUC fully Guide Kit




Crestal Preparator

Tissue Punch

Guide Pilot Drill

Guide Twist Drill

Guide Tip Twist Drill



Guide Start Drill




Drill Extension



Guide Pin & Pin Drill



Guide Fixture Driver



Torque Wrench

Surgical Kit

# Snucone Guide Instrument

## Drill

- Tissue Punch



Code
GMUC

- Crestal Preparator



Code
GCRP

- Guide Start Drill



(Unit : mm)

Diameter	Length	Code
1.7	4.0	GSD-4


- Pin Drill



(Unit : mm)

Diameter	Code
1.8	GPIND

- Guide Pin



Code
GPIN-S
GPIN-M

# Snucone Guide Instrument

## Drill


### • Guide Pilot Drill



(Unit : mm)

Diameter	Length	Code
2.1	6.0	GPD-2106
	8.0	GPD-2108
	10.0	GPD-2110
	12.0	GPD-2112
	14.0	GPD-2114
	16.0	GPD-2116


### • Guide Twist Drill



(Unit : mm)

Diameter	Length	Code
2.9	10.0	GTD-2910
	16.0	GTD-2916
3.2	10.0	GTD-3210
	16.0	GTD-3216
3.5	10.0	GTD-3510
	16.0	GTD-3516
3.8	10.0	GTD-3810
	16.0	GTD-3816
4.0	10.0	GTD-4010
4.5	10.0	GTD-4510

### • Guide Tip Twist Drill




(Unit : mm)

Diameter	Length	Code
2.9	10.0	GTDD-2910
3.2	10.0	GTDD-3210
3.5	10.0	GTDD-3510
3.8	10.0	GTDD-3810
4.0	10.0	GTDD-4010
4.5	10.0	GTDD-4510

# Snucone Guide Instrument


## Instrument

- Guide Fixture Driver



Code
GFGDAM
GFGDA
GFGWAM
GFGWA

- Abiding Mount



Hex	Code
HEX 2.1 2.1	GMM
HEX 2.6 2.5	GM

- Mount Extractor



Code
GEXT

- Mount Adaptor (Hand Piece)



Code
GADHP

- Mount Adaptor (Torque Wrench)




Code
GADM

Surgical Kit

# Snucone Guide Instrument

## Option

- Abiding Mount



Hex	Length	Code
HEX 2.1	Long	GMM-L
HEX 2.5		GM-L

- Other Mounts



Fixture Type	Code
Excellent Fixture	GM-EF

- Mount Adaptor (Torque Wrench)



Length	Code
Long	GADM-L

- Drill Extension



Length	Code
26.5	DE

- Torque Wrench



Code
TW

Surgical Kit

# Guide System

## Guided Surgery

### Software and its main characteristics

Project established over 5 years

Experimented with most of the software sold by the major players, in order to understand pro's and con's of each one.

#### Open Implant performs significantly better than the rest of the software

- EASY and EFFICIENT
- Every stage, from project to surgery, is guided
- USING THE SOFTWARE IS ABSOLUTELY INTUITIVE AND EASY
- LOW COST system, as there are no limits or constraints in its use (can use any type on implant and can use any laboratory). In the planning stage, the software will work with data provided by a lab scan (could be any scanner) or by a intra-oral coping camera
- It is possible to work and exchange data from different locations

#### OPEN and FLEXIBLE System

- Customizable library: free and easy definition of implants bodies, abutments, guides, etc
- Three dimensional panoramic view available
- Easy definition of the mandibular path
- Free importation and exportation of three dimensional data coming from scans or cad elaborations
- Three dimensional control planning with collision alert
- Easy and guided surgical template definition
- NO NEED TO USE RADIOLOGICAL TEMPLATES

### Surgery

#### Surgical guide positioning

The guide must be firmly anchored. The procedure varies according to type of support.

- Fully edentulous case with gum-support
- Partially edentulous with mix or teeth support
- Mono edentulous with teeth support

#### Soft tissues management

It is very easy and planned according to clinical requests.

- Flapless
- Flap incision

#### Drilling sequence

The procedure can be 100% guided. The system employs drill bits of increasing diameter to improve the precision (2 start drills, crestal prep, etc) as well as a mount, which can be used both manually or with a handpiece.

#### Temporary prosthesis

The software allows to prepare a temporary prosthesis before the surgery, allowing immediate loading and/ or post-extractive implants.

# Guide System



**Clinic**

**Step 1 – Preliminary Exam**

Evaluate the patient situation and decide whether to proceed with implant procedure.

**Clinic**

**Step 2 – Impression coping**

Impression coping with polyether (or equivalent material – It must not compress the soft tissues) or with intraoral camera.



**Lab**

**Step 3 – Model**

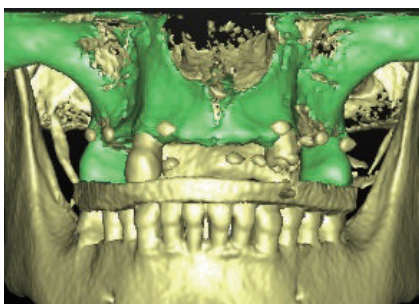
It can be developed from the impression coping or can be a stereolitographic print.

**Clinic**

**Lab**

**Step 4 – Positioning of the radiologic fork**

The fork must be fixed in the mouth (and/or ther model) in a way that is **UNIQUE** and **STABLE**. Usually done in silicone. The radiopaque balls must face the opposite arch. If there are at least 3-4 teeth without restoration, it is not necessary to use a radiological fork.



**Clinic**

**Step 5 – TC Scan**

The fork must be inserted in the mouth and stable. It is possible to use CT or CBCT (preferred).

Surgical Kit

# Guide System

## Guided Surgery

Lab

### Step 6 – Scans

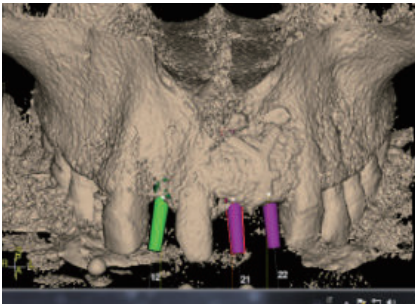
The lab scans the model and the model with the radiological fork. Based on these images, it can create a VIRTUAL WAX-UP. The files must be saved in .STL format and sent to the Dental Clinic. If there are at least 3-4 teeth without restoration, it is not necessary to use a radiological fork.



Clinic

### Step 7 – Implants Planning

The Dental Clinic imports all the files (.DCM and .STL) through the wizard and creates the case. After positioning all the fixtures and cleared the safety checks, the Dental Clinic exports the file to the Lab.

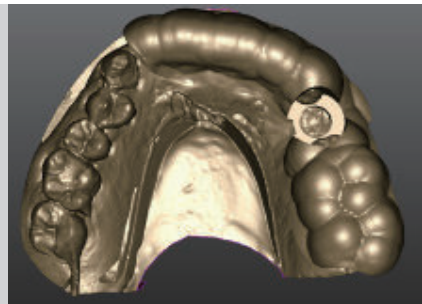


Clinic

Lab

### Step 8 – Guide project

A wizard helps the lab or the doctor to model the guide. The STL files can be sent directly to production.



Lab

### Step 9 – Guide production

The .STL file can be processed by a 3D-Printer (cheaper) or by a milling machine. After the printing the steel-rings are glued into the guide, if included in the project.



Clinic

### Step 10 – Surgery


The Doctor executes the surgery with the specific SNUCONE guide KIT after fixing the guide in the mouth of the patient (on the teeth or with the help of anchor pins). If possible, provisional prosthesis is placed.



# Sinus Whole In One



Surgical Kit



# Snucone Guide Instrument

## Instrument

- Start Drill



Code
SD

- Diamond Bur



Code
SDAR-28

- Drill Extension



Length	Code
26.5	DE

- Crestal Trimmer



(Unit : mm)

Diameter	Code
2.8	SSMR-28
3.3	SSMR-33
3.8	SSMR-38
4.2	SSMR-42

- Crestal Stopper



(Unit : mm)

Length	Code
5.0	SSCA-ST05
6.0	SSCA-ST06
7.0	SSCA-ST07
8.0	SSCA-ST08
9.0	SSCA-ST09
10.0	SSCA-ST10
11.0	SSCA-ST11
12.0	SSCA-ST12

# Sinus Whole In One Instrument

## Instrument

- Core



(Unit : mm)

Type	Diameter	Code
Core	7.0	SCD-70
Dia.Core	7.0	SDCR-70
Dia.Reamer	8.0	SSDR-80T


- Lateral Trimmer



(Unit : mm)

Diameter	Code
6.5	SSRM-65
8.0	SSRM-80
6.5/8.0	SSRM-80T

- Lateral Stopper



(Unit : mm)

Length	Code
1.0	SSCL-ST01
1.5	SSCL-ST15
2.0	SSCL-ST02
2.5	SSCL-ST25
3.0	SSCL-ST03
3.5	SSCL-ST35

- Sinus Sidecut



Code
SSID-30

Surgical Kit

# Sinus Whole In One Instrument

## Instrument

- Aqua Lift



(Unit : mm)

Diameter	Code
2.8	SALT-28
3.3	SALT-33

- Adapter



Code
SAQUA-HA

- 1.2 Handpiece Hex Driver



Code
HDD

- 1.2 Hex Driver



Length	Code
Long	HWD-L

- Fixture Grip Driver & Grip Wrench



(Unit : mm)

Length	Code
HEX 2.5 Medium	FBGDA-M
HEX 2.5 Long 26.0	FBGWA-L

- Torque Wrench



Code
TW

- Depth Gauge



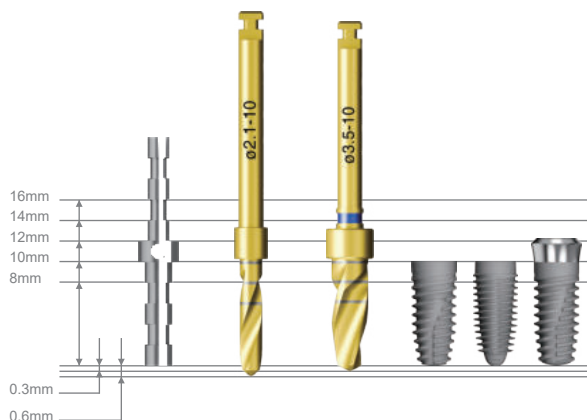
Code
SDG-01

# Contents

<b>Drilling Sequence</b>	AF/ EF Drilling Sequence	149
	RFF Drilling Sequence	152
	RF Drilling Sequence	155
	FF Drilling Sequence	159

# AF/ EF

## Drill Length



**Snucone Drills are 1.1 mm longer than the length of the fixtures**

It helps to position the Fixture more deeply and to take into consideration the shape of the crestal bone in the site of insertion. Moreover, by drilling deeply during the implant positioning, the surgeon allows for an improved angiogenesis and subsequent osteo-integration. This is particularly helpful in sites with abnormally high bone density and reduced blood supply in the apical area.

## Adapted Drilling Protocol



1. Dense Bone (D1)



2. Normal Bone (D2~3)



3. Soft Bone (D4)



4. Bone Defects

1. In D1 bone, the drill hole should be wide enough so that insertion torque is not excessive. It is necessary to use the Counter Sink drill to avoid the pressure particularly in the cortical bone.
2. In D2 bone, the drill hole should be proportioned to bone density.
3. In D3~D4 bone, One-step or two-step undersized drilling is needed to get sufficient initial stability.
4. When implants are placed in extraction sockets or in sites with bone defects, undersized drilling is needed to get initial stability in apical area while counter Sink drilling may be necessary for the proper direction.

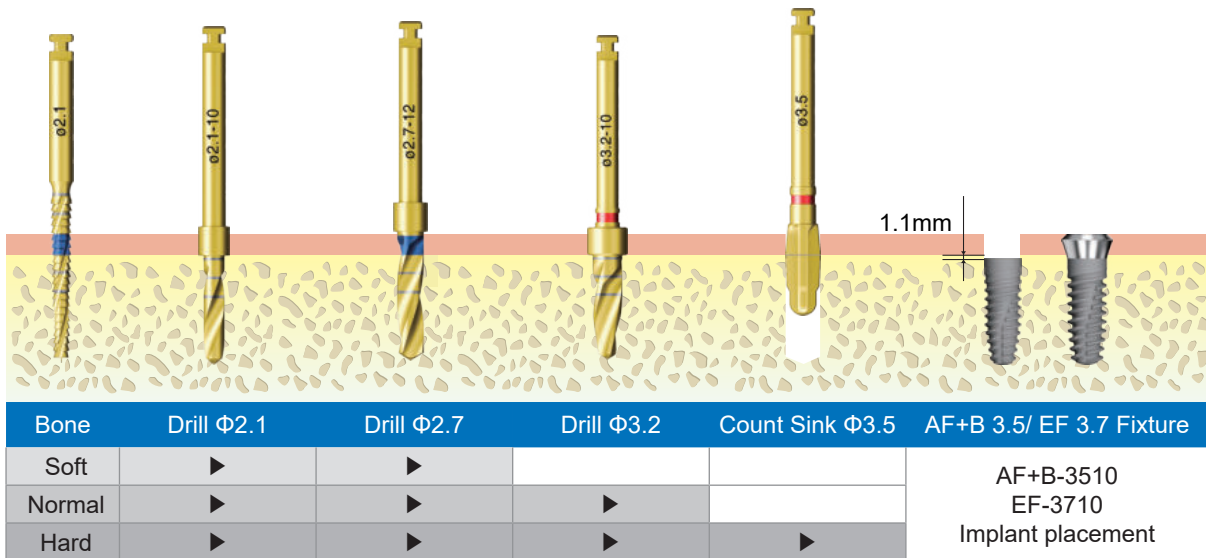
# Guide System

# AF/ EF

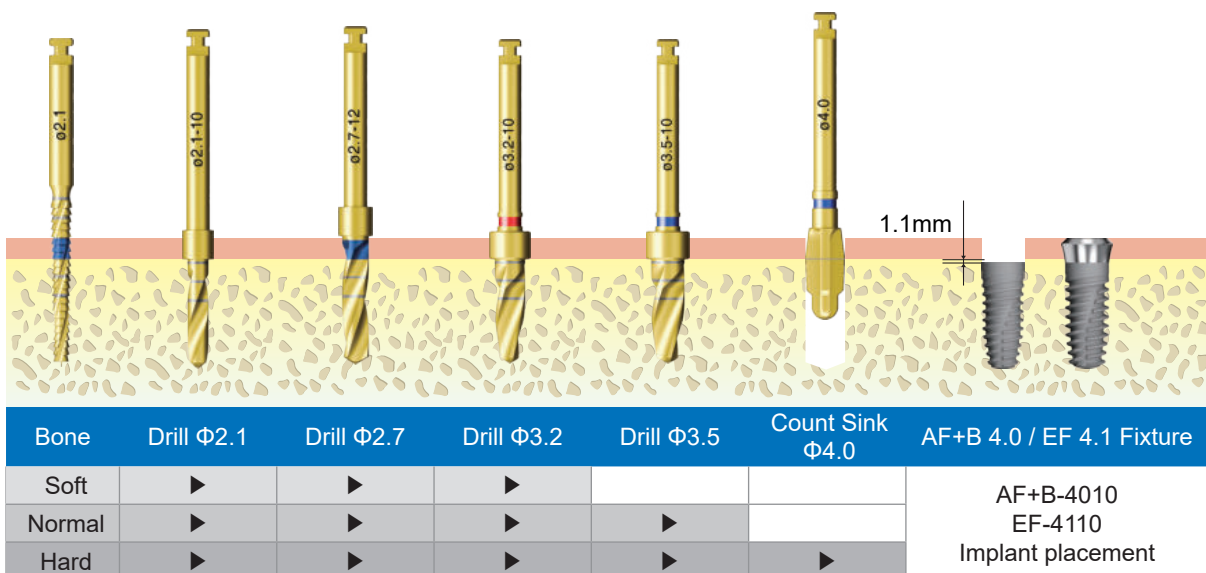
## Drilling Sequence

### AF/ EF Drilling Sequence

- AF F3.5/ EF F3.7



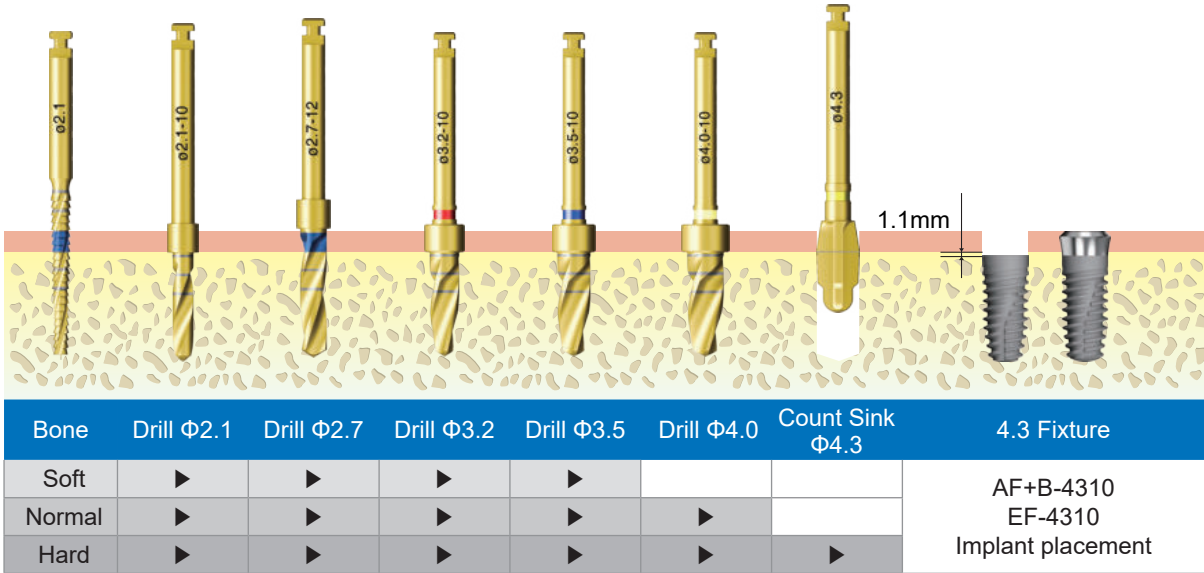
- AF F4.0/ EF F4.1



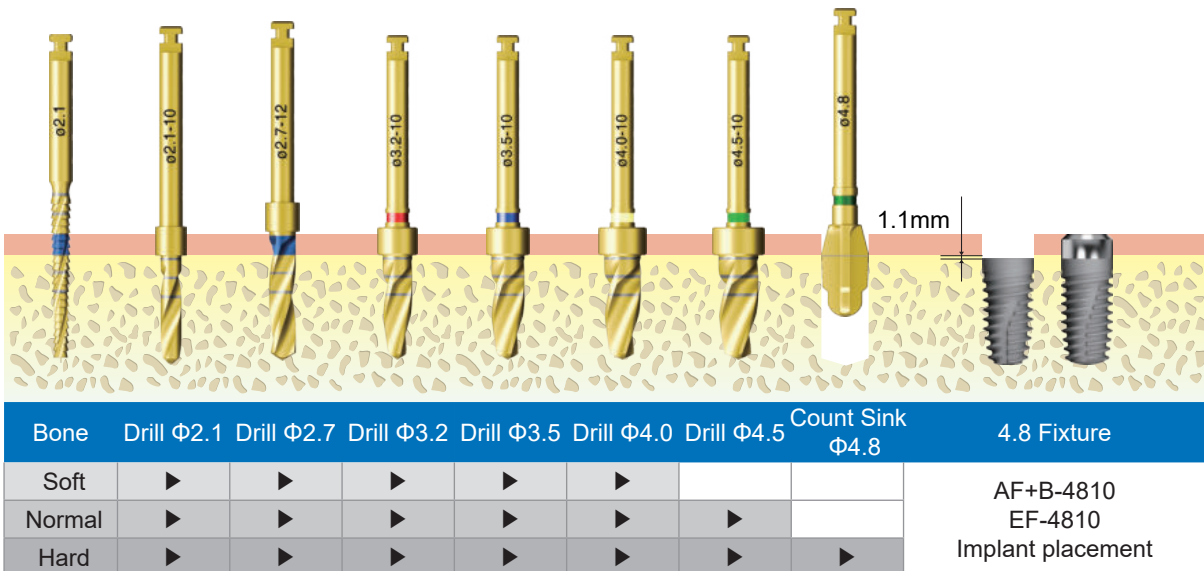
# AF/ EF

## AF/ EF Drilling Sequence

### • AF/ EF F4.3



### • AF/ EF F4.8

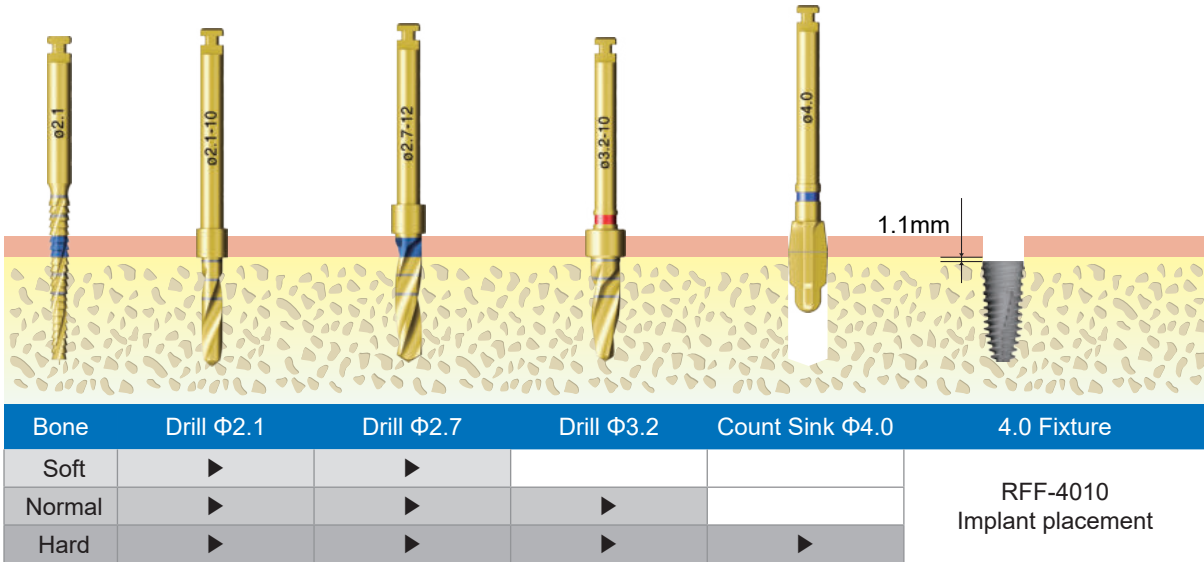




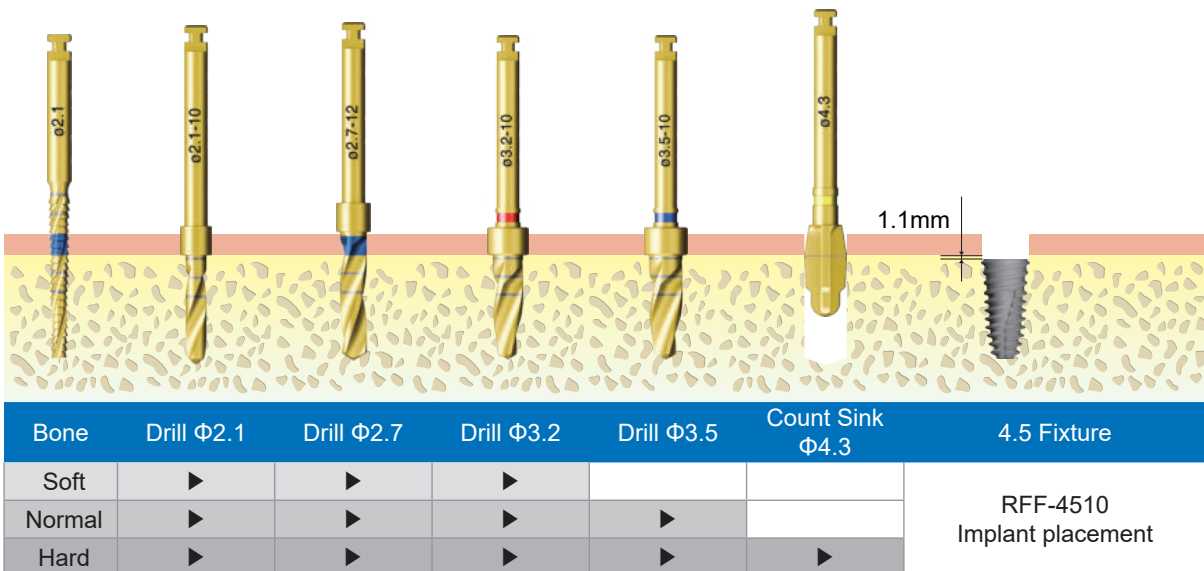
# RFF

## RFF Drilling Sequence

### • RFF F4.0

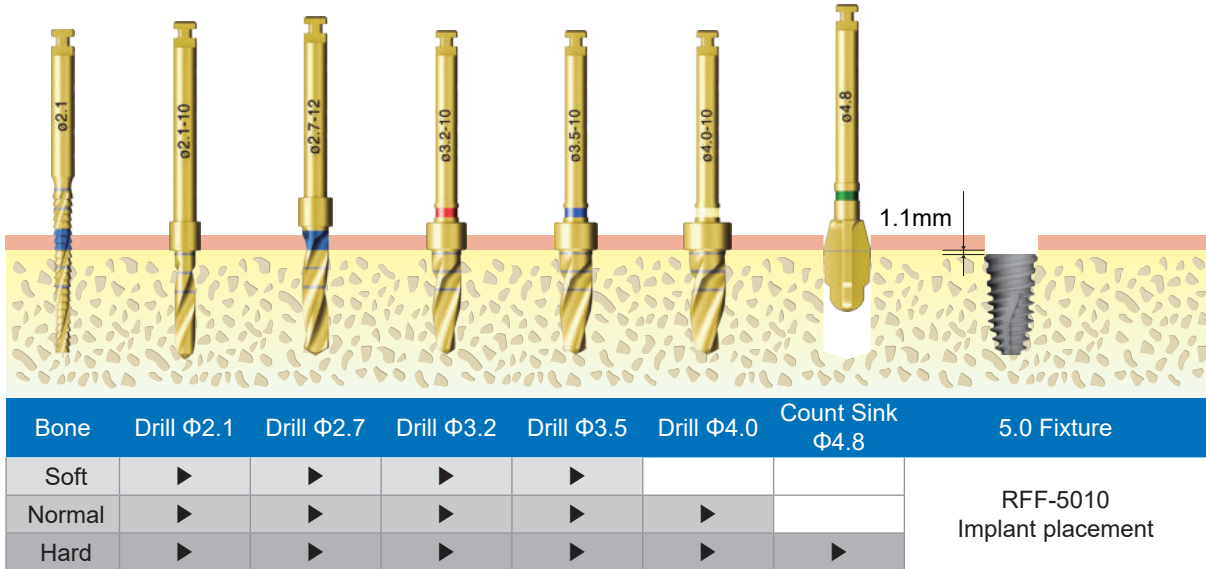


### • RFF F4.5



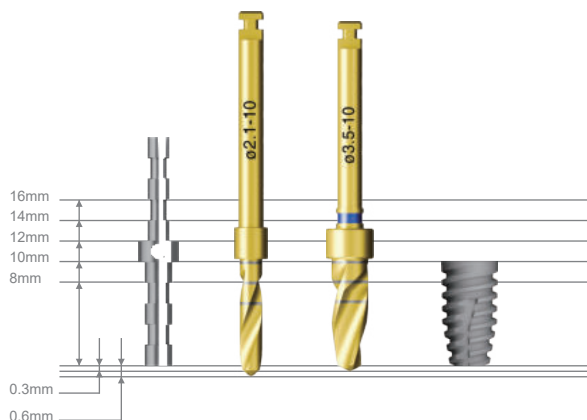
Drilling Sequence

• RFF F5.0



# RF

## Drill Length



**Snucone Drills are 1.1 mm longer than the length of the fixtures**

It helps to position the Fixture more deeply and to take into consideration the shape of the crestal bone in the site of insertion. Moreover, by drilling deeply during the implant positioning, the surgeon allows for an improved angiogenesis and subsequent osteo-integration. This is particularly helpful in sites with abnormally high bone density and reduced blood supply in the apical area.

## Adapted Drilling Protocol



1. Dense Bone (D1)



2. Normal Bone (D2~3)



3. Soft Bone (D4)



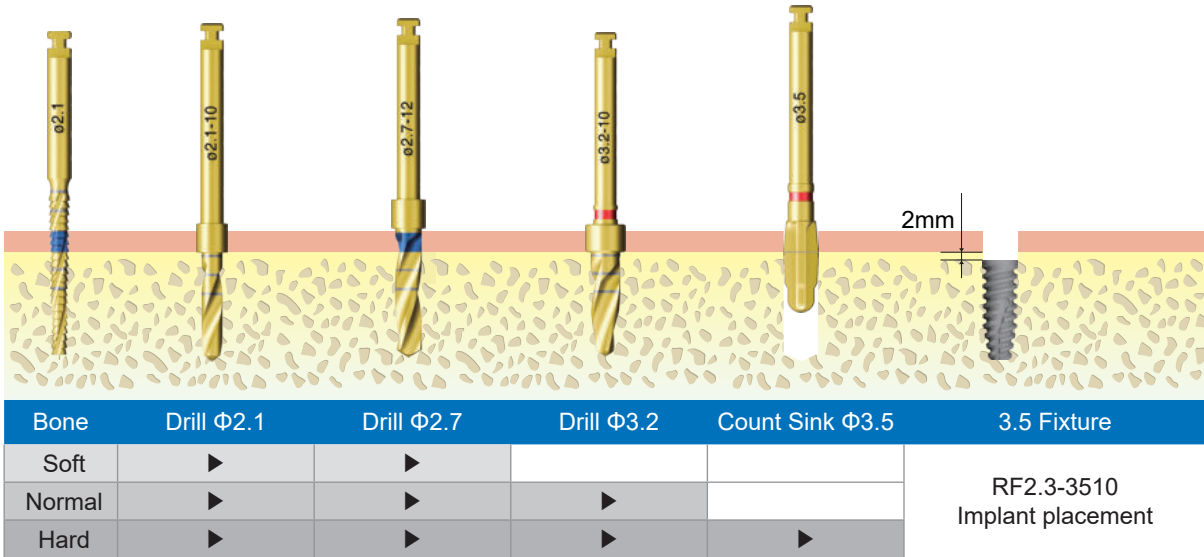
4. Bone Defects

1. In D1 bone, the drill hole should be wide enough so that insertion torque is not excessive. It is necessary to use the Counter Sink drill to avoid the pressure particularly in the cortical bone.
2. In D2 bone, the drill hole should be proportioned to bone density.
3. In D3~D4 bone, One-step or two-step undersized drilling is needed to get sufficient initial stability.
4. When implants are placed in extraction sockets or in sites with bone defects, undersized drilling is needed to get initial stability in apical area while counter Sink drilling may be necessary for the proper direction.

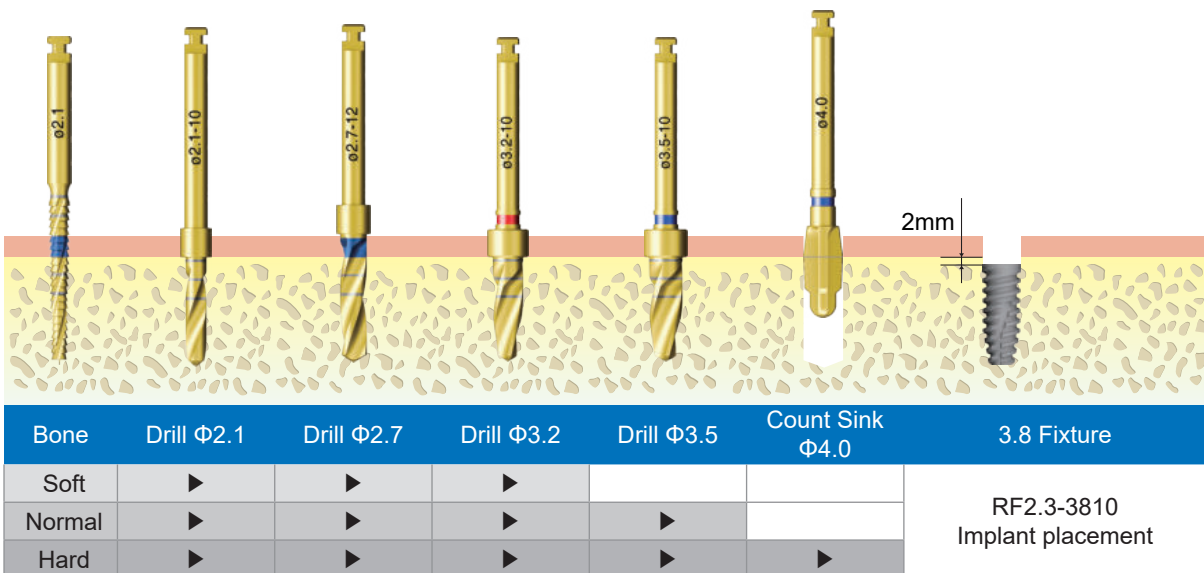
Drilling Sequence

RF Drilling Sequence

• RF F3.5



• RF F3.8



# RF

## RF Drilling Sequence

### • RF F4.3

Bone	Drill $\Phi 2.1$	Drill $\Phi 2.7$	Drill $\Phi 3.2$	Drill $\Phi 3.5$	Drill $\Phi 4.0$	Count Sink $\Phi 4.3$	4.3 Fixture
Soft	▶	▶	▶	▶			RF3-4310 Implant placement
Normal	▶	▶	▶	▶	▶		
Hard	▶	▶	▶	▶	▶	▶	

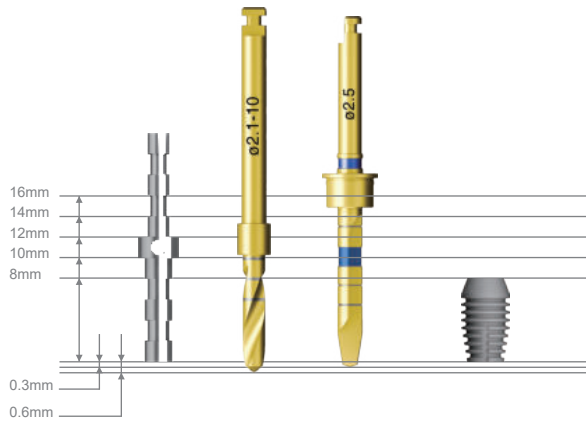
### • RF F4.8

Bone	Drill $\Phi 2.1$	Drill $\Phi 2.7$	Drill $\Phi 3.2$	Drill $\Phi 3.5$	Drill $\Phi 4.0$	Drill $\Phi 4.5$	Count Sink $\Phi 4.8$	4.8 Fixture
Soft	▶	▶	▶	▶	▶			RF3-4810 Implant placement
Normal	▶	▶	▶	▶	▶	▶		
Hard	▶	▶	▶	▶	▶	▶	▶	



# FF

## Drill Length



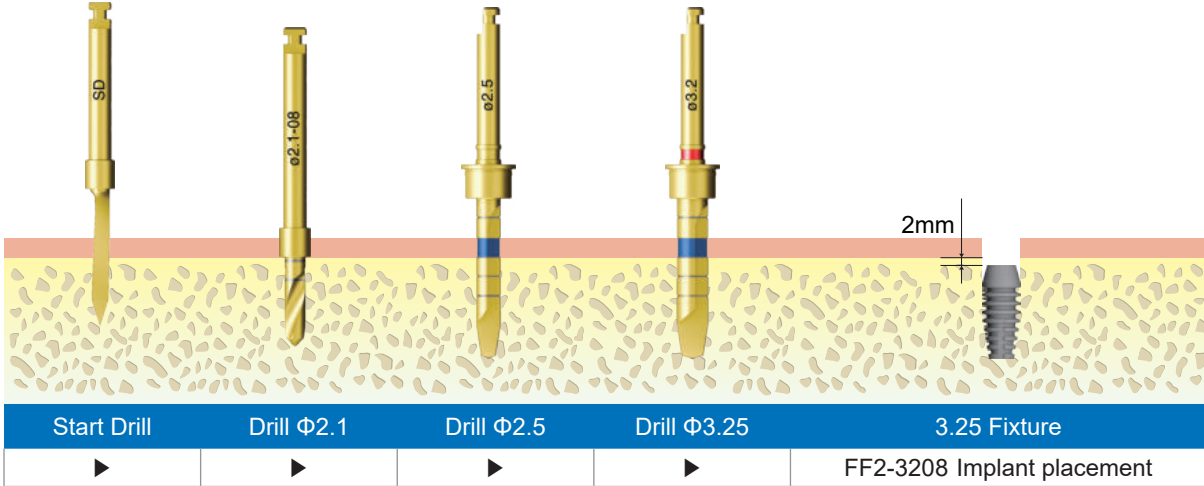
Snucone Reamer Drill requires only 50 RPM to perfectly drill the bone.

It is especially suitable to extract bone particles from the insertion site. Given Snucone Reamer drill design, it is highly recommended to drill 2 mm deeper than crestal bone level.

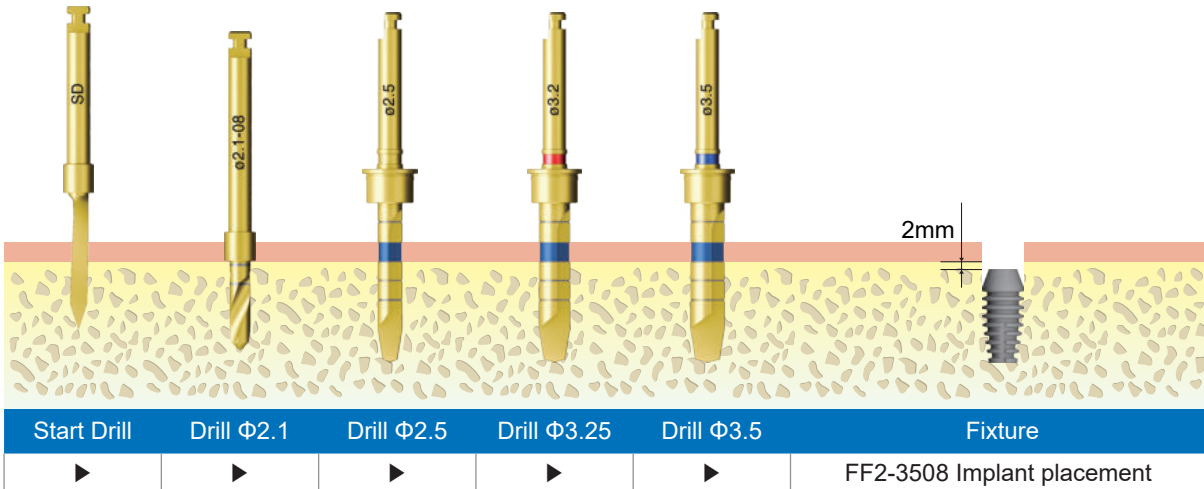
Drilling Sequence

FF Drilling Sequence

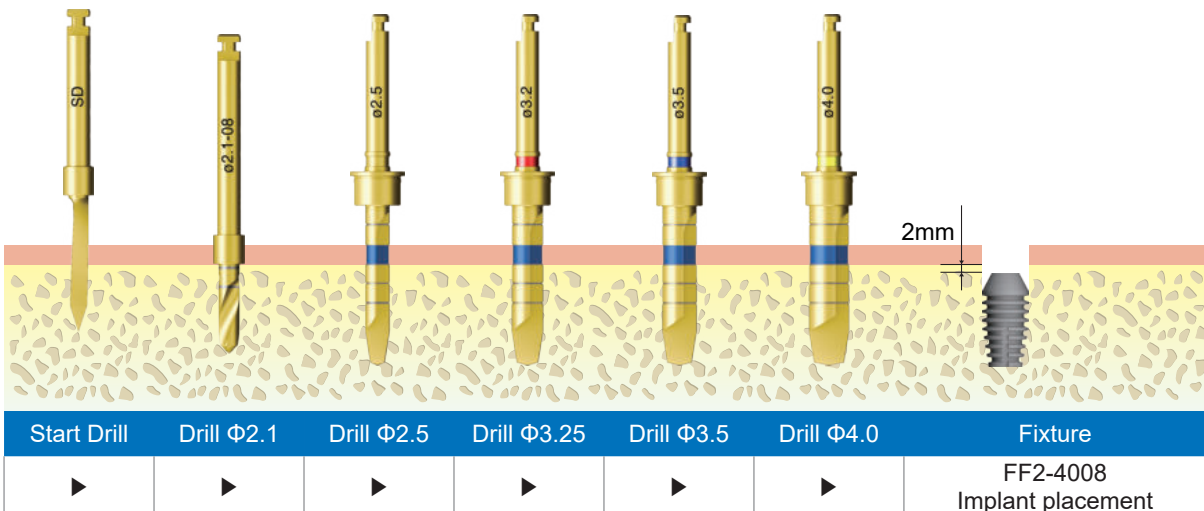
• FF F3.25



• FF F3.5



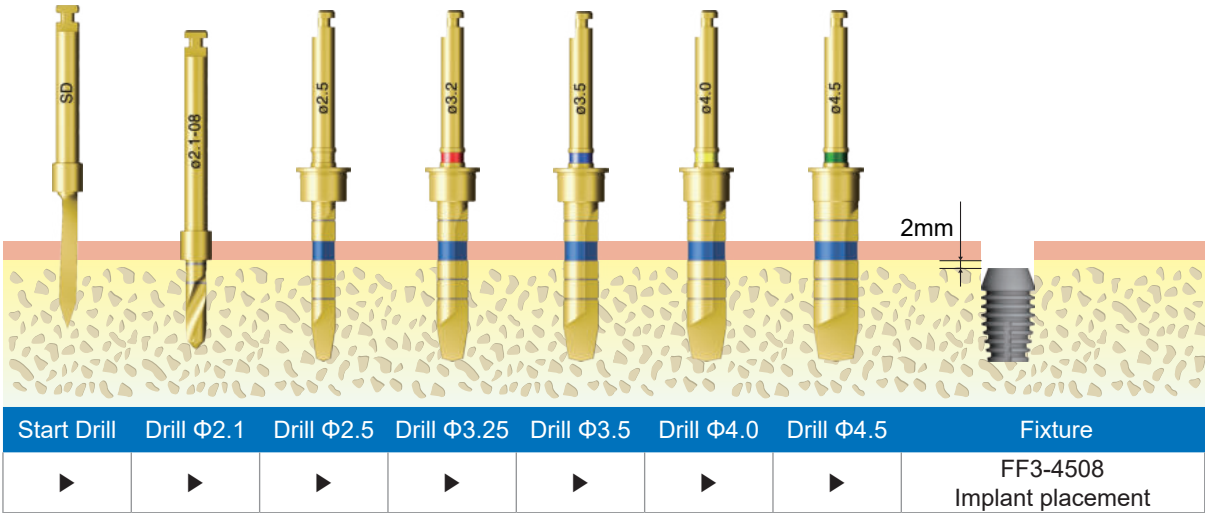
• FF F4.0



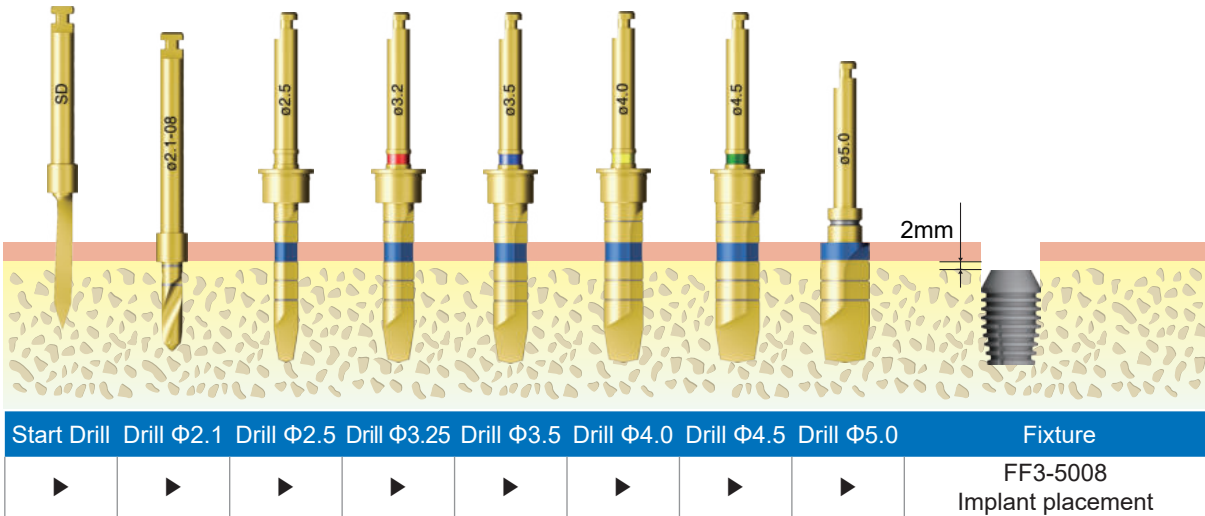
# FF

## FF Drilling Sequence

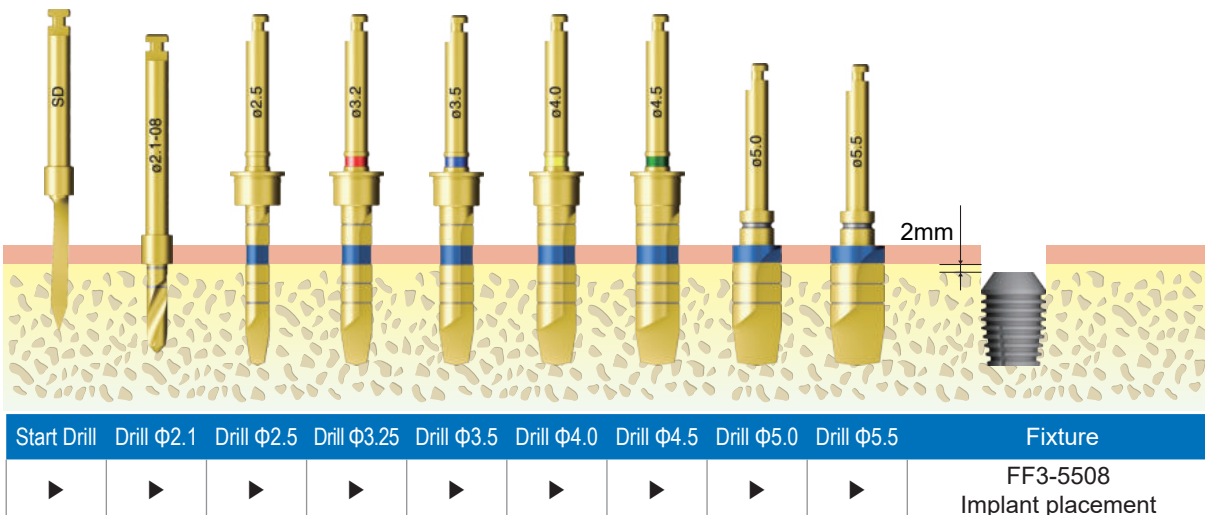
### • FF F4.5



### • FF F5.0

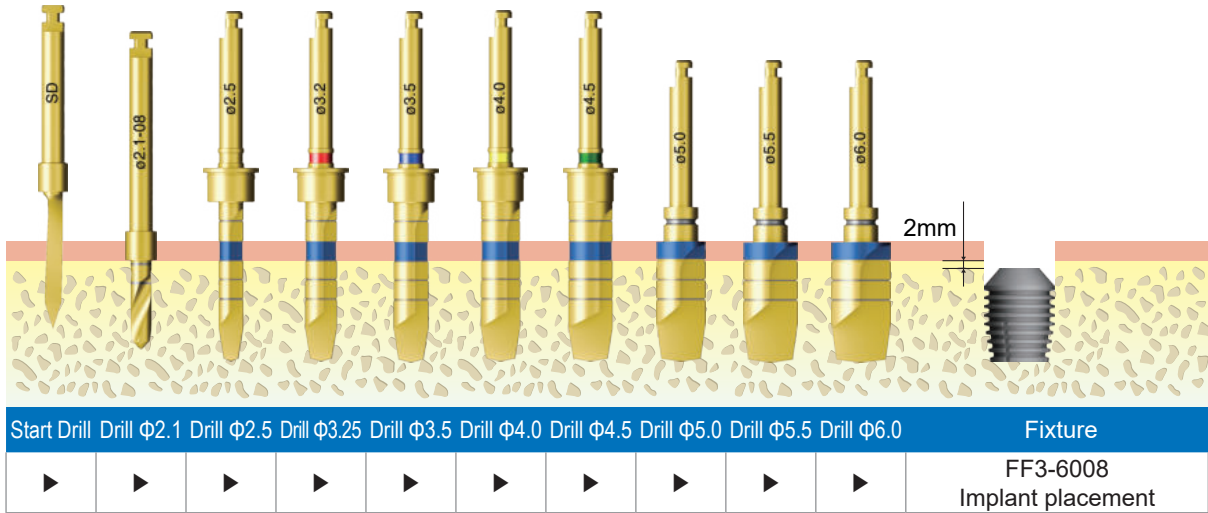


### • FF F5.5



Drilling Sequence

• FF F6.0



# SNUCONE Implant Product Catalog

**Manufacturer** [www.snucone.com](http://www.snucone.com)  
5, Seongseo-ro 75-gil, Dalseo-gu, Daegu,  
South Korea  
9, Seongseo-ro 75-gil, Dalseo-gu, Daegu,  
South Korea  
**TEL** +82 1600 3846 **FAX** +82 53 592 7524

**Ver. 2021 - Rev1**

TRUE CLASSIC SOLUTION *for Dentist*  
Integrated with German technology



5, Seongseo-ro 75gil, Dalseo-gu, South Korea  
T. +82-53-592-7525 T. +82-53-592-7524 E. [snucone@naver.com](mailto:snucone@naver.com)

Facebook: [Snucone.Co.,LTD](#) / [Snucone italia](#) / [Snucone Russia](#)  
Home Page: [www.snucone.com](http://www.snucone.com)